



2021 ANNUAL REPORT

This little
body deserves the
right to clean air and
water. BAN FRACKING





foodandwaterwatch.org

Food & Water Watch is a 501(c)3 nonprofit that educates and advocates for safe food, clean water, and a livable climate.

Gifts to Food & Water Watch are tax deductible to the extent allowed by law.

foodandwateraction.org

Food & Water Action is our affiliated 501(c)4 nonprofit that mobilizes people to win campaigns that build political power.

Gifts to Food & Water Action Fund are not tax deductible.

Mission

Our food, water, and climate are under constant assault by corporations that put profit over the survival of humanity. They have seized control of the very institutions that were built to protect us. We mobilize people to reclaim their political power, hold our elected officials accountable, and resist corporate control — ensuring we all have the essential resources we need to thrive. This is a fight we must win, because this planet is the only one we get.

National Office

1616 P St. NW, Suite 300
Washington, DC 20036
tel: (202) 683-2500



2021 Annual Report Table of Contents

| | |
|---|----|
| Message from the Executive Director | 2 |
| 2021 by the Numbers | 3 |
| On the Water Front | |
| Water Shutoff Moratoria Saved Lives | 5 |
| Fighting Water Privatization in New York and Nationally | 6 |
| Support for the Water Act Surges | 6 |
| Most-Read Research Reports of 2021 | 6 |
| Winning Food Fights | |
| Watching Out for Consumers and Workers During the Pandemic | 7 |
| Chemical Linked to Cancer Pulled from Popular Weedkiller | 8 |
| Keeping Factory Farms in Idaho from Polluting Our Waterways | 8 |
| Stopping Fossil Fuel Projects, Region by Region | |
| New York and New Jersey | 9 |
| Pennsylvania | 9 |
| Florida | 10 |
| California | 10 |
| Virginia | 10 |
| Donor Spotlight • Molly Canfield | 11 |
| Food & Water Watch Conference & Benefit | 12 |
| 2021 Audited Financials | 13 |
| Board of Directors | 14 |
| Donor Roll | 15 |

Principled. Focused. Effective.

These are the words our members chose when we asked them what words they most associate with Food & Water Watch. Our members are a diverse group — people of many backgrounds, regions, and interests coming together for safe food, clean water, and a livable climate. The consistency of their responses was eye-opening and heartening.

It showed us that we share some simple, core beliefs. Truth matters. Science matters. We're always ready to fight for the policies and solutions we know to be just and right. We can't be bought or intimidated. We won't be silenced.

Each day, we see anti-democratic forces in our country seeking to destroy institutions and break civil society through violence — physical, emotional, and intellectual. They think they'll win by denying the truth and distorting reality. We won't let them.

Climate chaos, once an abstraction, is now too real. We see it around us every day. And we see every day how the climate crisis intertwines with other crises that threaten our future and cause human suffering. The crisis of

an unstable food system, incapable of reliably feeding people. The water crisis that robs millions of their basic human right to clean, affordable public water. Food, water, climate. The connections are clear; our fight is focused.

Food & Water Watch is effectively mobilizing people to shut down pipelines and power plants. Alongside our allies, we're banning fracking — community by community, region by region. We're forcing regulators to do their jobs by confronting the dangerous corporations that control our food. And we're standing with local communities in their fight for public water and against corporate profiteers.

Principled. Focused. Effective. Those words describe everything we do at Food & Water Watch because they describe you, our members, and what makes you such fierce guardians of our future. Facing unprecedented challenges and a barrage of bad news, you continue to fight for a brighter tomorrow, and we cannot thank you enough. Your commitment to a livable future has made a difference and we look forward to moving forward, together.



A handwritten signature in black ink, appearing to read 'W. Hauter', with a long horizontal flourish extending to the right.

Wenonah Hauter
Executive Director

2021 by the Numbers

Across the country — from Seward, Alaska to Harpswell, Maine — we came together this year to fight for bold solutions to the daunting challenges we face to food security, water accessibility, and our climate future.

More than
1.1 million
supporters
drive our
mission
at Food &
Water
Watch.



In 2021, Food & Water Watch...

 **Collected over**
365,000
digital petition
signatures and
online actions

 **Organized**
1,612
active, on-the-ground
volunteers fighting with
us at the local level

 **Welcomed**
12,051
new members to the fight
for safe food, clean water,
and a livable climate

Fought 50 
on-the-ground campaigns
to ban fracking and fossil
fuel infrastructure, stop
factory farms, and protect
public water

CONTINUED >




Championed
 **36** pieces of federal legislation that prioritize the safety of our food and water and the fight to save our climate



Hosted
679,000 visitors to our website, foodandwaterwatch.org, seeking information on fracking, water, or factory farms

Earned
 **481,415** total engagements on our national social media channels

Published
 **20** new research pieces on food, water, and climate issues

Worked on **25**  active lawsuits to stop giant corporations and government agencies from endangering communities and the environment



On the Water Front

Water Shutoff

Moratoria Saved Lives

When the COVID-19 outbreak was declared a national emergency, hundreds of localities and states suspended water shutoffs to ensure households had water for handwashing and sanitation. But these protections were never applied nationally, leaving millions vulnerable to service disruptions during the pandemic.

Food & Water Watch worked to keep as many people as possible from losing access to water. In New Jersey, Governor Murphy extended the moratorium on all utility shutoffs through July 2021 with a grace period until the end of the year. In New York, then-Governor Cuomo extended the state's shutoff moratorium until the conclusion of the COVID-19 state of emergency or until the end of 2021. In California, the Los Angeles Department of Water and Power extended its shutoff moratorium to March 2022, the longest in the nation.

To understand the impact water access had during the pandemic, we conducted a study in collaboration with Cornell University. Our research found that had a

national shutoff moratorium been in place during the study period (March through December 2020), it could have spared 480,715 people from infection and 9,052 people from death. Water shutoff moratoria saved lives.



The Relationship Between Water Shutoffs and COVID Infections and Deaths

Xue Zhang and Mildred E. Warner from Cornell University in collaboration with Food & Water Watch

A nationwide water shutoff moratorium might have saved more than 9,000 lives and prevented nearly half a million people from being infected with COVID-19 through the end of 2020. This study finds that in states with moratoria, the growth rates for COVID-19 infections and deaths were significantly lower. Had these shutoff protections been in place nationally, it might have reduced total COVID cases by 4.0 percent and COVID deaths by 5.5 percent in the 41 states without a full coverage of a moratorium over the period from April 17, 2020 to December 31, 2020. Existing water shutoff protections have protected human health and helped slow the spread of novel coronavirus.

Since March 2020, when the outbreak of the COVID-19 was declared a national emergency, hundreds of localities and states took strong action to suspend water shutoffs to ensure households had water for handwashing and sanitation. Unfortunately, this patchwork of protections was never uniformly applied nationwide and left millions of people vulnerable to service disruptions due to an inability to pay water bills during the pandemic.

With emerging variants of the virus that causes COVID-19, it is critical to ensure access to water services to continue to help slow the spread of the virus and prevent worsening infection rates. Food & Water Watch urges President Joe Biden to halt water shutoffs nationally for the remainder of the COVID-19 national emergency, and his administration should champion legislative solutions to cancel the water debt accrued during the pandemic and fully fund our public water infrastructure to provide long-term relief into the future.



IN THE PRESS

“New research from Cornell University, which Food & Water Watch helped produce, estimates that a national moratorium [on water shut-offs] might have saved 9,000 lives nationally and prevented half a million people from being infected with the coronavirus.”

The Washington Post

“White House faces new pleas to avert ‘tidal wave’ of water shut-offs as state bans continue to lapse”

MARCH 26, 2021

Fighting Water Privatization in New York and Nationally

Protecting people’s right to water included Food & Water Watch’s continued efforts to keep water rights public. In New York,

we defeated water privatization plans in Binghamton. And with our urging, Governor Hochul signed legislation establishing two new public water authorities on Long Island. These were powerful blows to the corporate control

of water in the state, and an essential step toward more affordable, cleaner water. Nationally, we prevented water privatization measures from being included in the Bipartisan Infrastructure Investments and Jobs Act. This bill also provided more

than \$55 billion to fund water infrastructure projects over five years and \$15 billion for lead service line replacement.

Most-Read Research Reports of 2021




Factory Farm Nation

Revealing the dangerous trends of factory farm expansion and increasing consolidation in the meat, poultry, dairy, and egg industries



Well-Fed

A roadmap to a sustainable food system that works for all



The Relationship Between Water Shutoffs and COVID

A report from Cornell University in collaboration with Food & Water Watch

Support for the WATER Act Surges

Early in the year, Food & Water Watch fought to reintroduce the WATER (Water, Accessibility, Transparency, Equity, and Reliability) Act in Congress, and helped secure 77 original sponsors. This legislation would create a \$35 billion annual fund to restore public water infrastructure — including the replacement of aged residential water main pipes — critical for the health of millions of households. After months of educating the public and policymakers, we ended the year with more than 500 organizations signed on as supporters and a total of 93 congressional cosponsors.

Winning Food Fights

Watching Out for Consumers and Workers During the Pandemic

In our commitment to protect consumers from corporations that make misleading claims in the interest of profit, Food & Water Watch filed a lawsuit against Smithfield Foods for its false advertising during the pandemic. We charged Smithfield with fabricating a national meat shortage to drive demand, and lying about the unsafe conditions their workers endured.

We also helped pass the Maryland Essential Workers' Protection Act, which provides temporary emergency COVID-19 protections for essential workers. This bill notably includes food and farm workers who have historically been left out of Maryland workplace protections. Essential workers charged with feeding the country should never have to choose between their paychecks and their safety. This bill gives them the protections they deserve.



IN THE PRESS

“Smithfield’s public messaging amounted to a scaremongering campaign, exploiting consumer fear about food insecurity,” Food & Water Watch said in the complaint. ‘These statements, however, were misleading, deceptive, and contradicted by the facts.’”

CNN

“Advocacy group accuses Smithfield Foods of falsely warning of meat shortages”

JUNE 21, 2021

Chemical Linked to Cancer Pulled from Popular Weedkiller

For years, Food & Water Watch has been sounding the alarm about glyphosate, the active ingredient in many weed killers including Round-Up. We published research and educated policymakers about its dangers. Glyphosate interferes with hormone levels, even when exposed to low levels: It's a "probable carcinogen" strongly linked to non-Hodgkins lymphoma; it may be linked to reproductive issues and birth defects; and alarmingly, it's widely present in our food.

Under pressure from us, our allies, and the public, Bayer, the maker of Round-Up, announced it would pull glyphosate from consumer products by 2023. While it will still be produced for large-scale agricultural use, it's a welcome step in the right direction.

Keeping Factory Farms in Idaho from Polluting Our Waterways

Without proper monitoring, factory farms have been able to pollute the waters of Idaho at will, and hide this pollution from citizens and regulators. The Ninth Circuit court sided with Food & Water Watch

and Snake River Waterkeeper, ruling that factory farms in Idaho for the first time will be required to comprehensively monitor and report on their waste discharge into waterways. This decision

forces factory farms to be accountable for their environmental harms and may have broad implications for how pollution from this industry is regulated nationwide in the future.



PHOTO © SOCIALLY RESPONSIBLE AGRICULTURE PROJECT / USED WITH PERMISSION

Dairy farm waste discharge frequently pollutes local waterways.

The Ninth Circuit court sided with Food & Water Watch and Snake River Waterkeeper, ruling that factory farms in Idaho for the first time will be required to comprehensively monitor and report on their waste discharge into waterways.

Stopping Fossil Fuel Projects, Region by Region

Year after year, Food & Water Watch works closely with allies to successfully block numerous fossil fuel projects across the country. Here are some highlights from 2021:

New York and New Jersey

- **Regional:** After a 10-year campaign, we achieved a permanent ban on fracking in the Delaware River Basin. Governors Cuomo (NY), Murphy (NJ), Wolf (PA), and Carney (DE) all voted in support of the ban.
- **New York:** We stopped proposed fracked gas power plants in Newburgh (Danskammer Power Plant), Astoria (Astoria Power Plant), and Brooklyn (Gowanus Power Plant).
- **New York:** We celebrated a landmark ban on gas combustion in all new buildings in New York City.
- **New Jersey:** We helped pass ordinances to create Community Choice Aggregation (CCA) programs in four new communities: Collingswood, East Brunswick, South



PHOTO CC-BY © JIM.HENDERSON / WIKI COMMONS

Brunswick, and Teaneck. CCA will allow localities to move towards sustainable energy sources with the goal of reaching 100% renewable energy by 2030.

Pennsylvania

We focused our climate action in the southwestern portion of the state where fracking is highly prevalent.

- We helped pass a zoning ordinance to keep fracking out of McCandless, a township north of Pittsburgh.

- We defeated plans for a massive coal mine and dump in Forward Township, south of Pittsburgh, protecting 980 acres of land currently zoned residential and conservation from becoming an industrial site.
- We successfully pressured the West Deer Township Board of Supervisors to deny permits for a proposed deep well site north of Pittsburgh. They unanimously rejected the applications citing the failure to meet public health and safety standards.

IN THE PRESS

Florida

- We defeated a proposed fracked gas liquefaction facility in Crystal River, a coastal community on the Gulf Coast dubbed the Manatee Capital of the World. The transport of Liquefied Natural Gas from Crystal River to Port Tampa Bay was also halted.
- We blocked permits for an oil drilling project near Immokalee, an agricultural community north of the Everglades. After residents voiced concerns over threats to their drinking water, wildlife, and wetland ecosystems, the Florida Department of Environmental Protection denied the application.

California

- Los Angeles County voted to phase out oil drilling. All new permits for oil and gas wells will be denied in unincorporated areas.
- Governor Newsom rejected 21 fracking permits, for the first time citing climate change and health as the basis for his decision.
- Governor Newsom proposed a new rule that would stop all new oil drilling operations within 3,200 feet of homes, schools, and other sensitive areas.

- Los Angeles City Council approved 100% zero-carbon energy by 2035 and the creation of a just transition plan.
- The state blocked SoCalGas from building the Ventura Compressor Station upgrade.

Virginia

- We stopped the proposed C4GT fracked gas plant in Charles City County after years of working with a frontline community and grassroots coalition.
- We defeated the Interconnect Project, which would have built high-pressure fracked gas pipelines in Prince William and Fauquier counties as well as a new compressor station in Prince William county.

***“It’s vital that President Biden permanently ban all new fossil fuel extraction, including fracking, on federal lands and waters,” said Mitch Jones, policy director for Food & Water Watch, an environmental group.*”**

THE NEW YORK TIMES

“Biden Sets in Motion Plan to Ban New Oil and Gas Leases on Federal Land”

JANUARY 25, 2021

Donor Spotlight

MOLLY CANFIELD

Food & Water Watch

Leaders Circle Member

Why I Support Food & Water Watch

I started my relationship with Food & Water Watch as an intern in 2008. As a recent college graduate interested in building experience in environmentally sustainable agriculture activism, it was a great place for me. I got hands-on experience building a campaign from the ground up and learned a lot in the process.

I was struck by three things during my time at Food & Water Watch: the passion and drive of team members, the principled and strategic focus of the campaigns, and the importance of grassroots work to effect change locally and nationally.

After my internship, I went on to work on Capitol Hill, and then with a local sustainable agricultural nonprofit in Georgia where I focused on farm-to-school initiatives. I eventually received an MA in Geography with a focus on alternative food systems. The lessons

“We cannot sit by and hope that things will change. We have to do the work and support our allies to make the change happen.”



I learned at Food & Water Watch guided me the whole way.

Throughout my work and personal life, I’ve continued to value and further understand the importance of grassroots work and the interconnectedness of activism, progressive policies, and the hope for a more sustainable and fair future. We cannot sit by and hope that things will change. We have to do the work and support our allies to make the change happen. Food & Water Watch does the work passionately, strategically, and effectively.

I’m thankful for their commitment to protecting the planet and its inhabitants. I want to do what I can to support them so we can continue to make the progress we desperately need – to mitigate the worst effects of climate change and create a more hopeful and possible future for the next generation. I’m proud to support Food & Water Watch as a member and know that it’s training the next generation of advocates to begin their lifelong journey to fight for what’s right.



Keynote speaker Amy Goodman, host and executive producer of Democracy Now!

Food & Water Watch Conference & Benefit:

An Incredible Day of Learning and Community Building

On September 30, Food & Water Watch hosted our 2021 Virtual Conference & Benefit featuring educational sessions and hands-on training, incredible speakers like our keynote Amy Goodman, and special guests like Mark Ruffalo, Ed Begley, Jr., members of Congress, and more!

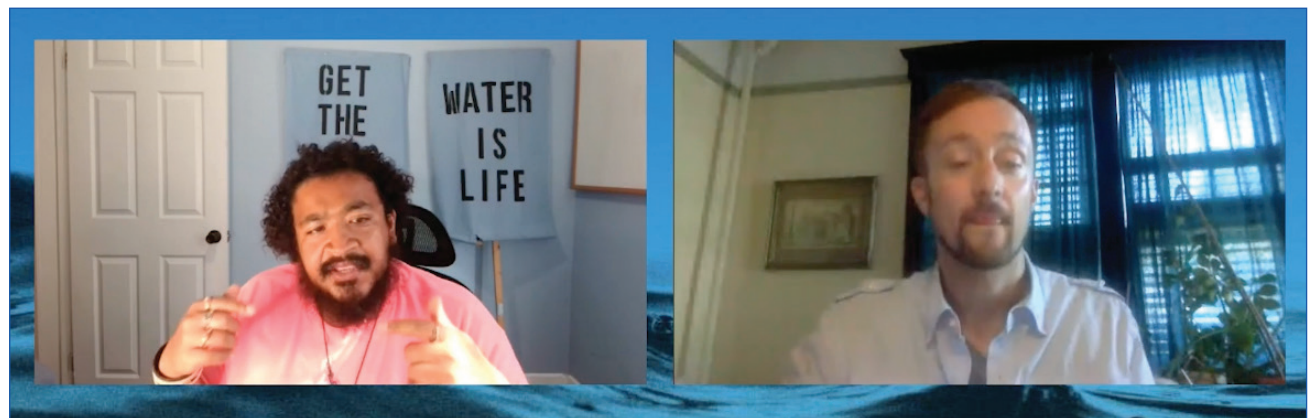
The day-long event brought hundreds together to listen and learn from one another. Food & Water Watch Southern Region Director Jorge Aguilar shared

tips for effective lobbying, and stories of meetings that won campaigns – and some that didn’t go as planned. We heard from youth climate justice activist Jessica Kleczka on using social media as a tool for activism and strategies for action-oriented communication about complex topics like climate change. Advocates from the Newark Water Coalition, Indigenous Environmental Network, F.Y. Eye, Cornell University, Mother Jones, and Iowa Citizens for Community Improvement added their unique perspectives and advice, with an especially helpful tip: it gets easier with practice!

This event exemplified the power of collective action, and that when we organize together, we can protect our food, water, and climate.



Actor, activist, and special guest Mark Ruffalo



Anthony Diaz (left) of the Newark Water Coalition and Food & Water Watch New Jersey State Director Matt Smith (right) present a session on grassroots coalition building.

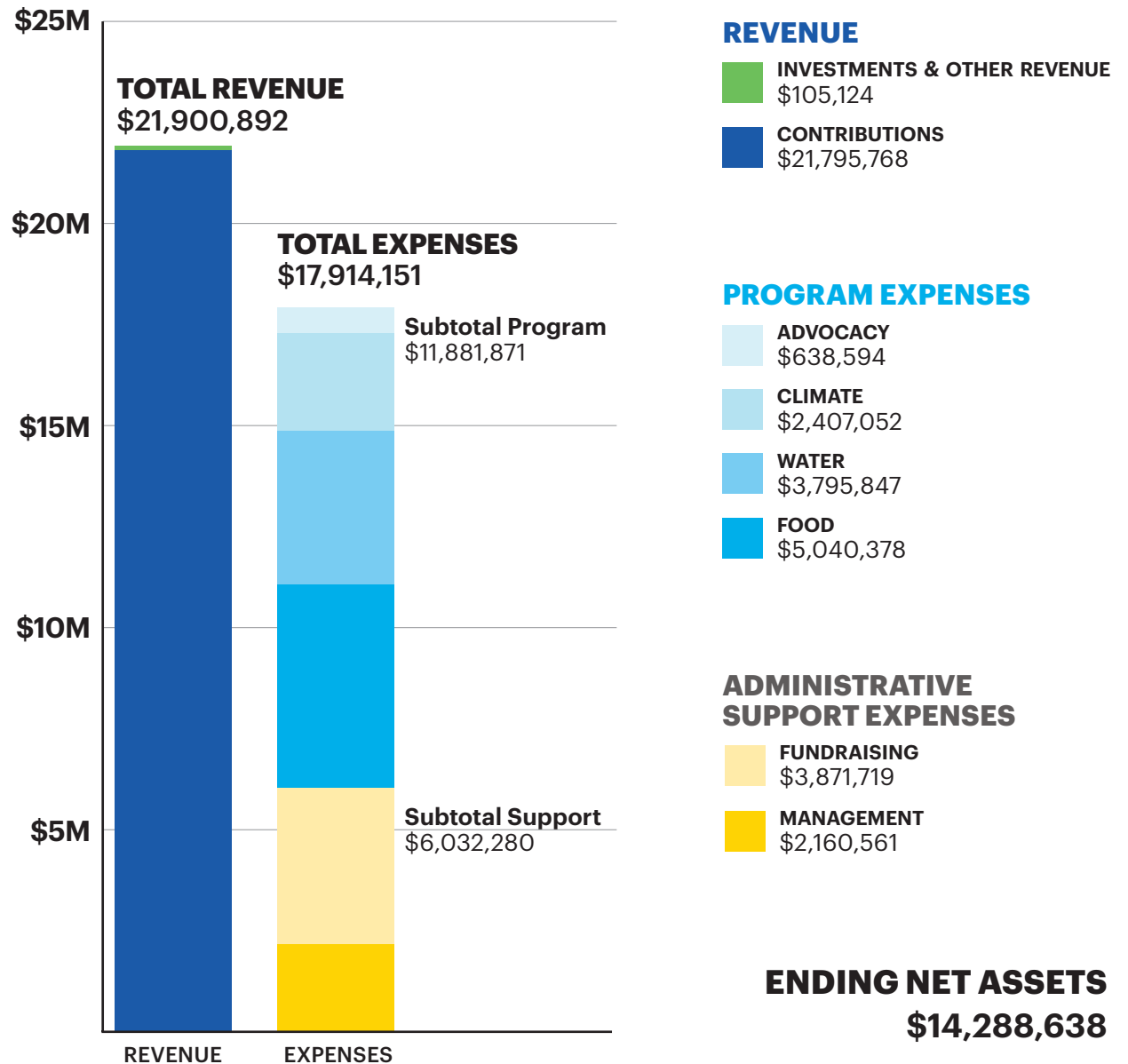
Your Gifts Keep Us Fighting

As nonprofit organizations, Food & Water Watch and Food & Water Action rely on gifts to sustain the fights to protect our food, water, and climate. We never accept money from corporations and are grateful for the generosity of individuals and foundations.

This year’s achievements could not have happened without you and your steadfast investments in the future of our planet. The fights we’re waging aren’t easy. The solutions we’ll win won’t be immediate. But together, with you at our side, we can build a better, healthier world.

Thank you!

2021 Combined Audited Financials Food & Water Watch and Food & Water Action



Board of Directors

The Food & Water Watch and Food & Water Action Board of Directors include leaders in activism with a focus on social justice and sustainability. From financial oversight to speaking in the community on our campaigns, our board members are helping to steer our movement forward.

Food & Water Watch Board

Maude Barlow

BOARD CHAIR

Wenonah Hauter

EXECUTIVE DIRECTOR

Rudolf Amenga-Etego

Elyzabeth Peredo Beltrán

Robert Howarth

Mary Ricci

Lisa Schubert

Food & Water Action Board

Wenonah Hauter

BOARD CHAIR & EXECUTIVE DIRECTOR

Craig Merrilees

Adolph Reed

Mary Ricci

Donor Roll

**Thanks to YOU,
we all can fight
like we live here!**

Every year we learn that the climate crisis is more dire, and our food and water are at greater risk. But each year we also see the undisputed impact that our bold, persistent advocacy can have at the local, state, and federal levels.

We are making change because of you.

We don't take any corporate funding so that we can take the strong, independent stands necessary to protect people and what we need to thrive. Truly, YOU are Food & Water Watch and Food & Water Action.

As we prepare for new challenges and opportunities, we want to recognize and honor members like you, who are true heroes for people and the planet. Thank YOU for all you do and all you give!

FOUNDERS CIRCLE

Our Founders Circle members offer gifts that lead to transformative, positive change in the world. Without their support and advice, we simply wouldn't be able to do the longterm strategizing that's needed to win our fights for a brighter future.

Anonymous

Edie Allen

Anonymous San Francisco Family

Nancy S. Nordhoff

Charles M. Nunzio

Marjorie Roswell

Michael J. Shapiro

Ms. Ann Srubek

Lauren Steiner

Karen Warren & Dr Alan Warren

LEADERS CIRCLE

Our Leaders Circle members make gifts that allow us to strategically plan our campaigns to stop fracking and demand a clean energy future to protect people, our climate, and our food and water. We are very grateful for their investments in fighting for a better world.

Anonymous

Marilyn & Don Allan

Gregory & Sonja Alper

Lynne & Karen Azarchi

Beverly G. Bean

Stephen & Karen Beck

E. Cordy Beckstead

Nancy Bernstein

Brightside Charitable Foundation

Molly Canfield & Gray Reilly

John & Mai Cleary

Lori Colina-Lee & Simon Lee

Dianne Cress

Jean Cushman

Ms. Ann & Mr. David Diller

Dr. Paul Dirmeyer

Melissa Elstein & Eric Katzman

Claudine & Michael Ferrante

Susan F. Fleming

Dr. Diane Fletcher-Hoppe

Karen Fond

Bob & Joyce Foster

Gloria & Steven Foster

A&A Frankel Family

Dede Gardner

Ellie Goldberg

Madelaine Haberman

Elaine Hagedorn, CHM

Mrs. Anuradha Hansen

Phillip & Lynne Himmelstein

HJF Charitable Fund

Nancy Hoecker

Nancy M. Hughes

Beth & Mike Kelley

CONTINUED >

LEADERS CIRCLE CONTINUED >

Sharon & Ken Kind
 David Klein & Edie Pistolesi
 Adam Koranyi
 Kathleen Lockwood
 Jennifer C. McNeil
 Alan Messer
 John Nelson & Jeanne Sargent
 Natalie Pien
 Frances Posel
 Marian Ronan, Ph.D.
 Helene Shore
 Alan Snitow
 Diana Sparagna
 Diana Stark
 Catherine Stiefel
 Claire Tonry
 Ms. Kitty Ufford-Chase
 Susan Urquhart-Brown
 Walter E. D. Miller
 Charitable Fund

Circle are influential to our mission and critical in making our wins possible.

Anonymous
 Ms. Ann Albence
 Kathie Arnold
 Fredrick Arnstein
 Scott Atthowe & Patricia Thomas
 Jan & Mark Balcom
 Ms. Bonita Beard
 Laura Bernstein
 Eric Bischoff
 Vincent Brancato
 Pamela & George Brandman
 Kathleen Breiten
 Frank W. Brice
 Bette & Jim Brockman-Richards
 John Cawley & Christine Marshall
 Seth & Diane Davidson
 Lois & Dale Derouin
 Kenneth Diamondstone
 Berry Dilley
 Mark Dodel & Patricia Rylko, M.D.
 Ken Dolsky

Arden D. Down
 Laurie Eavey
 Ms. Anne Ehrlich
 Ms. Andrea Eisenberg
 Samuel Esposito & Anna Giaquinto
 Stuart Feen & Sunny Sonnenschein
 Gail Fein
 Tessa Sage Flores
 Jane Arakawa Fowler
 Dr. Andrew & Diana Frost
 Keith Frost
 Marieke Furnee & Israel Perla
 Marc Futernick
 Bob Gerber & Veronica A. Rynn
 Robert E. Godes
 Elena Goldstein
 Barbara Gross
 Mrs. Mary Hafley
 Jennifer Haley
 Tracy Harris
 Marjorie Harrison
 John Harvey & Carol Gerdt
 Mr. David C. Heilbron
 Marion Hunt

Diane M. Ichiyasu
 Kenneth Israel
 Karl Johnson
 Ms. Joanne Johnson
 Henry Kahn & Mickey Gillmor
 Lara & Ron Katzman
 Charles & Angeliki V. Keil
 Anne Kimberly
 Steve King & Susan Boren King
 Boris Kofman
 Ralph Koldinger
 Ursula Korneitchouk
 Frank Kroger
 Ms. Kathryn Kroger
 Carol Ann Kurtz
 Barbara C. Kyse
 Ms. Martha Latshaw
 Julie Levine
 Bill & Lynn Limpert
 Ann H. Logan
 Stephanie Low
 Steve & Cindy Lyons
 Tom Wallace Lyons
 Cat L. Marcasciano
 James & Laura Marshall

CONTINUED >

CHAMPIONS CIRCLE CONTINUED >

Oscar Harrison Mayer Fund
of Fidelity Charitable
Keith McBee
Elaine McKiernan
Janice McMannis
Myron Meisel
Barbara J. Meislin/
Purple Lady Fund
Bill Meyer
Dano Michaud
Diana Nasser
Lucille Nurkse
Elizabeth O'Halloran
Jane Palmer
Mr. & Mrs. Theodore Peyton
The Phinney Family
Donald E. Proctor
Robert Pulford
Ellen Relkin & Alan Rojer
Theresa A. Riccardi
Christiane Riederer
James Roth
Nathan E. Savin
Phillip & Kiki Schlosberg
Lisa Schubert
Daniel E. Seiple

Greg Singleton
Daniel E. Smith
Joanna & Ian Smith
Rob & Michelle Smith
Judi Stauffer
Mary Steele
Kat Stephens
Kathy Sykes
Zephyr Teachout
Mary Thomas
Kathi Blatt Thonet
Wendy Tsien
Stephen Vetzner
Susan Wagner
Susan Weltman
Ms. Diane Wexler
Ben & Mary Wiener
Patty Williams
Judy Willour & Ron Prosek
Sara Wilson
Karen & Charlie Wright,
Wright Health Coach
Virginia Sun Yee
Karen Yuste

**PARTNERS/
ACTION PARTNERS**

Every month, our sustaining Food & Water Partners and Action Partners make contributions that provide the dedicated support we need to win our campaigns to stop more fossil fuels and to protect safe food and clean water.

Anonymous

David Addison
Angie Aker
Ethel Atlas Abrams
John & Judy Allen
Jeanne Baggs
Arlene Baker
Robert Bannard
Mrs. Ina Barnish
Holly Battaile
John & Linda Beaty
Madeline Beauchamp
Beck-Horowitz Family/
Bethel Pastures Farm
Margaret Bell
Richard Bentley
Anna Berg
Warren Berger

Fred Bickerton
Edward Blanton
Larry Bogolub
Ms. Patricia Bolles
Barbara Boudier
Lena Bravo
Barbara Breitman
A. Brennan
Karen Bridges
Ms. Victoria Bruckner
Michael Bucell &
Cynthia Legin-Bucell
Florence Buckley
Joseph Buhowsky
Ms. Katie Bull
Rev. Thirman Bulluck
Kathy Bungarz
Alan Bushbaum
Ms. Caron Cadle
Roberta Camp
Maurine Canarsky
Rebecca Cantrell
Bob & Linda Carlough
John Carter
Mary P. Carter

CONTINUED >

PARTNERS CONTINUED >

| | | | |
|--------------------------|-------------------------|-------------------------------|-------------------------|
| Ms. Mary Cassell | Ann de Vitry | figMEDIA Inc. | Lumina Greenway |
| Mr. Robert Cauley | Jeanne Desmedt | Annie Flanagan | David M. Griffith |
| Ms. Marietta Charbonneau | Katie DeVito | Nina & Rob Forsythe | Linda Griggs |
| Mrs. Ann Charland | Donna & John Diamond | Dr. Katherine Foster | Ms. Heidi Gundling |
| Ray & Lynda Charlebois | W. Dietrich | Ms. Nancy Frank | Patricia H. |
| Jayni & Chevy Chase | Louis Discepolo | Bobbie Fredsall | Ms. Margaret Hahn |
| Christine & Mary | M. Susan Ditzler | Susan Freytes | Lisa Hakanson |
| Mr. Charles Coddington | Jean Doering | Julia Fujioka | Betty Hamilton |
| Naomi Cohen | Mrs. Susan & | Jan Fulcomer | Elise Handelman |
| Katie Collins | Mr. Edward Donahue | Ms. Sandy Fulton | Mr. & Mrs. Edward Hanks |
| Rita Collins | Bob Downie, M.D. | Donna Gaab | Ms. Karla Hansen |
| Allegra Conway | Bud Dreas | Mrs. Jean Gadd | Linda Killian Hardy |
| Ian Cooke | Pamela L. Dreyfuss | Francisco Gadea | Nancy Harkins |
| Joanne Corey | Carol Duke | Joe & Debra Galliani | Barry Harper |
| Eric Eldering Cornetta | Jessica Dunlap | Dianne Gaschler | Catherine Harper & |
| Kathleen Corona | Arnaud Dunoyer | Carolyn George | Roy Winnick |
| Judith Corvin-Blackburn | Bethany Anne Dusenberry | Ms. Jeanne Gerson | Richard Harsley & |
| Mr. & Mrs. James Cox | Margaret Dyson-Cobb | Mrs. Nora Gerstein | Julie Taberman |
| Cheryl Crist | Carol Else | Ms. Constance Strait Gilhooly | Julie Hashbarger |
| John Cross | Barbara J. Evans | Janet Glass | Stacey Hawkins |
| Peggy Cruder | Ms. Susan Eveland | Tim Glover | Carolyn J. Hayek |
| Kevin Crupi | Aaron Favin | Gayle S. Goldsmith | Bonnie K. Hayes |
| Jose Cruz | Mrs. Jane Fehrenbacher | Omer Goodner | Kaycee Heid |
| Ms. Patricia Darby | Mrs. June Feldman | Megan Gould | Jenny Heinz |
| Ruth Darlington | Jennifer Fendya, Ph.D. | Ms. Patricia Gracian | Helene |
| Ms. Hara Davis | Patricia Ferguson | Margaret Graham | Ms. Vickie Hershberger |

CONTINUED >

PARTNERS CONTINUED >

| | | | |
|---------------------------|--------------------------------|----------------------------|---------------------------------|
| Carol Hilton | Ms. Sally Kiefer | Thomas Lux | Judith McQueen |
| Monica Hirai | Laura L. H. King, Ph.D. | Elisabeth MacCormick | Ms. Melody Mead |
| Michelle Hiseley | Laura Kinser | Karen Macklom | Rev. Carole Mehl |
| Carole Hodges | Peggy Klimek | Jan MacWilliams | Gregory Mehrten |
| Carol L. Hoover, Ph.D. | Ms. Maurine Klimt | Louise Mahatcek | Eva Melas |
| Jen Horowitz | Roger & Lalah Kline | Charlene V. Maker | Fred Mendez |
| Ms. Ilona Anne Hress | Louise Knapp | Tania Malven | Marissa Mercado |
| Amelia Hummel | Crystal Konny & Brian Costello | Jan Mardfin | Thomas Meyer |
| Bernie & Jim Humphrey | Jane C. Kosow | Joan Martinez | Ms. Ruth Miale |
| Noa Iacob | Judith A. Kramer | Ms. Laurel Mason | Bill & Charlotte Miller |
| Ms. Sonia ImMasche | Judith Koppersmith, Ph.D. | Leora Matranga | Ms. Pamela Miller |
| Nicholas A. Jackson | Teresa J. Ladd | Pat Matsueda | Sarah T. Miller |
| Ms. Joann Jacques | Doug Lakey & Patrick Bevill | Nancy Matthews | Suzanne Miller |
| Saul Jaime | Joanne Landers | Ms. Sarah Mattingly | Valerie L. Miller |
| Stanislav & Milena Jaracz | Dianne Lane | W. Clark McCall, Jr., M.A. | Ms. Jill Milton |
| Steve & Kathy Jervey | Norbert & Marian | Mr. Locke McCorkle | Mary Jane Milz |
| Dr. Burton Johnson | Cruger Langer | Betsy McCoubrey | Ms. Marilyn Monclova |
| Ms. Nancy Johnson | Dr. Ronald Lanner | Lisa McDaniel-Hutchings | Yvonne Moody |
| Dr. Wendy Jones & | Ms. Jane Larsh | Sean & Julie McDonough | John Mooney |
| Dr. Paul Sawyer | Patricia Laska | Hugh McFarlane | Sallie Morgan |
| C. K. | Kevin Lee | Dr. Eileen McInerney | Anthony (Tony) D. Morganti, Jr. |
| Janet Kahn | Randy Leiser | Mrs. Miriam McLeod | Bert Morris |
| Barb Kane | Tammy Lettieri | Brian & Kathleen McMahon | Ruth Merwin Moser |
| Kathryn Kassner | JoAnne & Barry Levine | Miles McManus & | Ms. Katherine Murray |
| Ruth Kauffmann | Kathy Levine | Kate Shepherd | Jeannie-Kay Nerenburg |
| Marilyn & Richard Kelly | Ms. Melanie Logan | Bill McNaught | Ms. Linda Newkirk |

CONTINUED >

PARTNERS CONTINUED >

| | | | |
|---------------------------|----------------------------------|--------------------------|-------------------------|
| Theodore Nichols | Jon Porter, M.D. | Richard Schoemer | Joyce Statland |
| Mrs. Susan Noel | Phillip Powell | Gregory Scholz | Jan Stautz-Hamlin |
| Dr. Don Nonini | Mrs. Marita & Mr. Peter Prandoni | Joanne Schwarz | Sharon Steckman |
| Ms. Gillian Norris-Szanto | Louis Puliafito | Ms. Joan Scott | Susan R. Steinhauser |
| Margaret Nuccio | Rita & Daniel Raftery | Ms. Rebecca Scott | Ms. Linda Steputat |
| George Ohlendorf | Holli & Kevin Rainwater | Debby Scully | Kaylah Cheryl Sterling |
| Larry Olson | Jean Dennis Randolph | Miriam Sexton | Roberta Stern |
| Mrs. Leone Olson | Noreen Rapp | Ms. Laura Shaida | Mimi Stevens |
| Ms. Judy Olson | Fran Recht | Elizabeth Sheppard | Andrea & Bill Stickney |
| Ms. Evelyn Overton | Susan M. Reeves | 'Jesse' Philip Sherman | Dwight Stone |
| Ms. Janet Painter | Madeline Rhum | Ms. Lynn Shoemaker | Susan Strickland |
| Laura Pakaln | A. Richter | Mary & Edward Sholkovitz | Sue & Lorna |
| Paul J. Palla | Norma Riley | Janet Sidewater | Barbara Svoboda |
| Bob Panzer | Rajwantee Robinson | Martha Siebe | Kenneth L. Swanson |
| Diane Paolazzi | Martin & Genevieve Rollins | Florence & Merle Siebert | Jane T. |
| Barbara R. Paulson | Catherine Ronan | Kent Simon | Keith Taber |
| Heather Perlmutter | Barbara Rosenthal | Eduardo Siqueira | Mrs. Mary Taddiken |
| Mary & Doug Perry | Jean & Lackey Rowe | Mr. Gibson Smith | Ms. Cassina Tarsia |
| Susan C. Peters | Phil Runkel | Ms. Imelda Smith | Melissa Theiss |
| Ms. Jody L. Peterson | Vera & Gary Rushmer | K. Smith, Largo | Kurt Thoens |
| Kathleen Piccagli | June Russell | Ms. Susan Snyder | Ms. Avis Thomas |
| Mr. Christopher Pike | Lois & Dan Salinas | Gail Dubinsky Spielman | Mrs. Karen Thomas |
| Cici Pinto | Dale Sams | Karen Stacey | Robert & Patryce Thomas |
| Ayaxy Podulka | Mr. Victor Sasson | Mary Stacie | Mr. Zack Tinnin |
| Jess Poirier | Katie Craig Scherfig | Clifford Stackonis | Ms. Joanne Todd |
| | | Karen Stansbery | Mrs. Shirley Tofte |

CONTINUED >

PARTNERS CONTINUED >

Robert Toop
 Deborah Tordillos
 Mr. Michael Travis
 Ann D. Tretter
 Sally B. Trice
 Mrs. Barbara Jan Tully
 Ms. Maria Tulman
 Dianna Uchida
 Ms. Roberta VandeGriff
 Gretchen Vander Meulen
 Rick Varner
 Joseph M. Varon
 David Vassar
 Alaya Vautier
 Ms. Mary Elizabeth Vigil
 Estelle Voelker
 Jason von Wilpert
 Andrea Wachter
 Sue Walden
 Mrs. Joy Walker
 Kay Ward
 Mr. Joseph Wasserman
 Elizabeth Watts
 Margaret Watts
 Randall Wayne
 Ms. Nancy Weeks

Trina Westerlund
 Catherine White
 David White
 Stewart Wilber
 Heather Williams
 Hugh Wilson
 Betty Winkler
 Ann Wolf
 Richard Wood
 Charlene W. Woodcock
 Claudia Woodman
 Elizabeth Wright
 Lee-Lani Wright
 Margaret Wykes
 Mr. Barry Zavah
 Bennet Zurofsky &
 Susan Vereheak

MOBILIZERS

Mobilizers are our grassroots power source, leading the charge to ban fracking, protect affordable water, and shut down factory farms in more places throughout the country.

Anonymous

Joan Abruzzo

Mr. Leonard & Phyllis Adams
 Mrs. Pauline Adams
 Mara Alper
 Andrea & Richard Amend
 Ms. Suzanne Ammerman
 Mr. Clifford Anderson
 Glen Anderson
 Joanne Andrews
 Kimberly Anthony
 Ms. Suzanne Antisdell
 Leon E. & Susan V. App
 Mr. Mark Archambault
 Ms. Danelle Ardell
 Susan Argetsinger
 The Rev. Canon
 Henry L. Atkins, Jr.
 Elizabeth Axtell
 Flo Brodley
 Jim Bachman
 John Backlund
 Ms. Jill Barkan
 Linda J.W. Barnes
 Craig Barry
 Linda Barstow
 Maria Bartlett
 Marcus Bass & Dinah Flack

Mr. David Beachlaputz
 Mary Ann Beck
 Mr. Martin C. Becker
 Thomas & Lilian Beggs
 Meredith Begin & Corey Parent
 Mrs. Victoria Bell
 Gloria-Jean Berberich
 Miriam Berg
 Dan & Lynn U. Berman
 Mr. Peter Beves
 Mr. Leonard Billing
 Ms. Carol Blake
 Max Bochmann
 Paul Borcharding
 Judith Borcz
 Charles Bores
 Kent Borges
 Candace Brady
 Catherine Bridges
 Michele Bruns
 Ms. Dulcie Bull
 Mr. Dennis & Ms. Susan Burns
 Richard Burrill
 Lora Byxbe
 Nancy & Robert Cadmus

CONTINUED >

MOBILIZERS CONTINUED >

- | | | | |
|---------------------------|-------------------------------|---------------------------------|---------------------------|
| Linda Cahill | Mr. Gary Cozette | Sara Eckel | Ms. Barbara Foster |
| John Campbell | Ernie Crandall | Carol Edwards | Ms. Jean Fraga |
| Dr. Linda Carroll | Carolyn Crutchfield | Mr. Claire & Mrs. Hilka Egtvedt | Mrs. Jo Fredricks |
| Marshall Carter-Tripp | Diana Cumming | Mr. Robert Ellis | Dawn Freiburger |
| Dr. Stephanie Chalmers | Joy L. Cummings | Launa Ellison | Mrs. Ann Frutkin |
| Mr. Stephen Chase | Dr. Robert & Dr. Judy Cureton | Julia Engelhard | Janet & Dick Futrell |
| Lynne Chesire | Shirley L. Curry | Ms. Victoria English | John Gagnon |
| Mr. & Mrs. Robert Chur | Dianne & Bob Davis | M. Epple | Beth Phillips Galloway |
| Louise V. Churchill | Richard Dawson | Mrs. Virginia Erickson | Walt & Hollie Galloway |
| Christine Ciepiela | Winifred De Palma | Ms. Ettenger | Mr. Robert Garavel |
| Denise Clark | Jonae B. DeLong | Alicia Imbert Evans | Barbara Covington Gardner |
| Lee Clayton | Toni DeNicola | Dr. Cynthia K. Evans | Ms. Deborah Gayner |
| Ms. Carol Cleave | Ms. Maxine Denniston | David Matthew Ewing | Carola Gerigk |
| Ruth Clifford | Mrs. Rita DeSimone | Joan L. Farb | Tracy Gibbons |
| Bob & Diane Coderre | Ms. Carol Devoss | Ms. Martha Farkasovsky | Ms. Ainslie Gilligan |
| Jane Coe | Ms. Doris Dickerson | Florence B. Fowlkes | John & Dorothy Givens |
| Melanie Cohen | Carolyn Dille | Jacqueline Fein-Zachary | Mark Glasser |
| Peter & Gert Coleman | Brian Ditzler | Dr. Henry Ferrell | Dr. Jeff Gollither |
| Michael & Janis Colman | Michael Dobie | James Field | Mr. John Goodner |
| Charlie Cooper | Mrs. Dianne Doochin | Mr. Peter Finnigan | Brian & Claudia Grant |
| David Copperman | Joan Downey | June C. Fischer | Kristen Gray |
| Ruthellen & Bruce Corbett | Kathleen Doyle | Ms. Marcia Flannery | MaryAnn H. Gregory |
| Jan Corderman | Kyle & Jeneal Duff | Irwin Flashman | Jacquelyn Griffith |
| Catherine Cosman | Glenda Dugan | Nancy Fleischer | Mark Grossman |
| Dr. Mary Lou Courrage | Brian & Mariko Dugay | Steven Forman | Barbara Gurtler |
| Vera Cousins | Diana Duncan | Mrs. Genevieve Forsyth | Rochelle Habeck |

CONTINUED >

MOBILIZERS CONTINUED >

- | | | | |
|---------------------------|---|-------------------------|--------------------------|
| Ms. Cleo Hagen | Dorothy Hudson | Badger & Joe Kopnitsky | Dennis Martin |
| Diana Hall | Walter Hudson | Jon Krampner | Ms. Kristine Mathews |
| Mr. Lyle Hall | Bettina Hughes | Mr. Stephen Kriegel | Anne Matlack |
| Ms. Emily Hancock | Joan Intrator | Ms. Eldred Lamb | Ramona Matthews |
| Carolyn Harder | Robert V. Jacobson | Ms. Barbara Lanckiewicz | Fred & Kathy Maynard |
| James Harris | Dr. Karen Jacques & Dr. Kenneth Wilcox | Joel Landau | Mrs. Catherine C. McCabe |
| Tyler Harris | Deborah A. Jamieson | Ms. Edith R. Lauderdale | Gregg McCauley |
| Dr. Rebecca L. Hart | Ms. Margit Johansson | Ms. Louann Lauer | Maryse McConnell |
| Ms. Regina Hart | Ms. Nancy Johnson | Christine Lazar | Marc McCord |
| Ms. Georgeann Hartzog | Ms. Sally Jorgensen | Dr. Rebecca Leas | Maria F. McCulloch |
| Fern Hatzenbuhler | C. Joslyn | Mrs. Susan Leaver | Mr. Thomas McDaniel |
| Dr. Rachel Havrelock | Mrs. Susan Kalloch | Ms. Betty J. Letzig | Ms. Mary Jane McIntee |
| William T. Healey | Mr. Jeremy Karsh | Patricia Ligibel | John & Gloria McManus |
| Harriet Heineman | Rosemary Snapp Kean | Mr. Ronald Limbrick | Terrence McNally |
| Valerie Heinzen | Kathleen Kelcey | Mr. Gregory Lincoln | Ms. Joanne Meagher |
| Julia Herd | Diane Kelley | Donna Robin Lippman | Mr. Dady Mehta |
| Mr. Cornelius Hieber, Jr. | Ms. Lida Keltz | Leslie Lomas | Mr. David Meisel |
| Ms. Josie Hill | Gary Ketcheson | Diane L. Long | Clara Melman |
| Andrew Hinz | Mr. Peter Killheffer | Mrs. Mary Lonquest | Cal Mendelsohn |
| Ms. Paula Hock | Paul Kinzelman | Mary Jo Lord | Fran Merker |
| Linda M. Hodge | Sandra Kissam | Robert & Mary Ann Lowe | Judy Merrill |
| Ms. Marion Hoekstra | Ms. Cindy Klein | Liz Lynch | Twyla Meyer |
| Joyce Hollifield | Andrea Kobela | Candace Machein | Joanne Carol Meyers |
| Russ Hopler | Jennifer Kolarsick | Robert D. Magarian | Betty & Peter Michelozzi |
| Richard A. Horvitz | Mr. James Kollros | Mr. Phillip Mahaffey | Ms. Gail Miller |
| Linda Howe | | Lesley Manring-Borchers | Joseph Miller |

CONTINUED >

MOBILIZERS CONTINUED >

| | | | |
|-----------------------------|-------------------------------|---------------------------|------------------------------|
| Rebecca Miller | Kate & Robert Parker | Mr. Paul Reichert | Brian Scanlan & |
| Sarah Miller | Sheila Parks | Mary H. Reinertsen | Gail Kauflin-Scanlan |
| Dr. Steve Mimnaugh | Marilyn Paul | Ms. Andrea Rhiel | Robert & Connie Scharlau |
| Ms. Anita Mitchell-Duisberg | Barbara Peck | Hilda Richey | Doctors Mel & |
| Cynthia & Ron Moe-Lobeda | Mrs. Pamela Penn | Cameron & Carlene Roberts | Carol Scherpenisse |
| Ms. Beverly Montie | Thomas Perez | Katherine Roberts | Shandon Schmeiske |
| Shelby Morales | Maria & Bill Perrotti | Stone Roberts | Greg Schmitt |
| Cynthia Morgan | James & Elaine Peters | Janice Robinson | Dr. Susan Selbin |
| Ms. Ella Mose | Mary Petit | Allan Rodgers | Ann Seligman & Michael Starr |
| Lisa Murphy | Phillip & Joyce Pfanschmidt | David Rohrlich | Eve Shapiro |
| Ms. Therese Nagai | Jacob Picheny | David Rose | Ruth Sheldon |
| Ms. Ginger Navarro | Mr. John Pickett | Mr. Bruce Rosen | Ms. Elaine Shinnaberry |
| Mrs. Sue Neidzielski | Wayne Pipke | Suzanne Rosenblatt | Ms. Beverly Siegel |
| Gail Neustadt | Mrs. Carol & Mr. Ray Pittman | Ms. Abby Rosenthal | Donald & Goldie |
| Sharon Newman | Leslie & Frank Potter | Cynthia Rosso | Gendler Silverman |
| Ms. Linda Nicholes | Karen Pramenko | Nancy Rotecki | Kathleen Simons |
| Joan Nikelsky | Drs. Theresa & Thomas Pretlow | Robert Rottenburg & | Mrs. Jennifer & |
| Michael O. Nimkoff | Lynn & Keith Quirolo | Suzanne Kimmel | Mr. Kenneth Siskind |
| Sharon Nolting | David Quist | Kenneth Ruby | Jill S. Slater |
| Rae Ellen O’Hair | Mr. Paul Ramey | Michael & Kristine Runyon | Mrs. Carol A. Slippey |
| John & Sandra O’Rourke | Joann Ramos | Mrs. Irene Rush | Ms. Denise Sly |
| Karole & Harry Ohme | Mrs. Deborah Rash | Deborah Dashow Ruth | Ms. Katherine Smith |
| Carla Pagliaro | Helen Ratico | Christy Sacks | Kathy Smith |
| Ms. Tari Pantaleo & | Christina Redse | Monica Sands | Catherine L. Snyder |
| Douglas Miller | Mary Reed | Mr. Peter Sandstrom | Barbara Soderberg |
| Mrs. Susan Papp | | | Mr. William Solomon |

CONTINUED >

MOBILIZERS CONTINUED >

Glenn Sorrell
 Steven & Karen Spiegel
 Delaine Spilsbury
 Mr. Richard Stafford
 Mr. Robert Stayman
 Charlene Stender
 Arianna Stern
 Ms. Sidney Stetson
 Nancy Stevens
 Curt & Susan Stiles
 Barbara & Richard Stomber
 Linda Sussman
 Mr. Stephen Sutton
 Ms. Barbara Swanson
 Douglas M. Taggart
 Mr. Roland Takami
 Mr. Michael Tamarack
 Barbara Taylor
 Frank & Nina Thorp
 Dennis & Michelle Tighe
 Dale & Lynda
 Diana Toth
 Mary Toth
 Lana Touchstone
 Mary Beth Trautwein
 Sandra Truman

Mr. Kenneth Turkowski
 Ms. Judy Umansky &
 Mr. Michael Anft
 Ms. Judy Urban
 Leathe Vanadore
 Gail & Petter Veiby
 Carol Vericker
 Martha Vinick
 Mrs. Emily Wade
 Ms. Liz Wassell
 Daneen Wassink
 Cynthia Weber
 Kathy Weber
 Nancy Weber
 Mrs. Elaine Weihman
 Carolyn Weinberger
 Elaine Weir
 Carole G. Whitehead
 Cathy Wickham
 Mr. Paul Weigl &
 Mrs. Margherite Weigl
 Ms. Janet H. Wiksten
 Ms. Nancy Wilkins
 Robert Williams
 Roger & Kristi Williams
 Emilie & Ralph Wills

Ms. Amy Wilson
 Jean Wilson
 Judith Wink & Michael Zumoff
 Eugene Wisgowski
 James Wittebols
 Andrew & Kathleen Wittenborn
 Michael Wolf
 Tami & Brad Woodard
 Dr. Kenneth Wright, Ph.D.
 Patricia Youngson
 Judith Zaccone
 Ms. Joan Zawacki

**FOOD & WATER FUND
 FOR THE FUTURE**

Thank you to those members who have made estate plans that include designations to support our work for safe food and clean water so that future generations can live in a better world.

Anonymous
 Royelen Lee Boykie
 Vincent Brancato
 Melanie Cohen
 Tisha Douthwaite
 Bob & Joyce Foster

Paul & Suzanne Howes
 Judith Kay
 Susanna Knittel
 Ann H. Logan
 Deborah Milkowski
 Frances Posel
 Nancy Pratt
 Lisa Schubert
 Ginny Shaller
 Renee Shapiro & Mimi Rhys
 Karen Carlson White
 Grant Wiegert
 Elaine Wolter

**FOUNDATION
 SUPPORTERS**

It takes vision and courage for private philanthropy to support our advocacy for trustworthy food, clean water and a livable climate. Thank you to these foundations for their grants and support for all of our work.

11th Hour Project
 Abell Foundation
 Carroll Petrie Foundation
 Climate Imperative
 Environmental Endowment
 for New Jersey

CONTINUED >

European Climate Foundation
 Firedoll Foundation
 FJC: A Foundation of
 Philanthropic Funds
 Foundation for
 Pennsylvania Watersheds
 The Fund for Change
 Funder Collaborative
 on Oil and Gas
 Heinz Endowments
 Janelia Foundation
 John Sperling Foundation
 Manaaki Foundation
 McCune Foundation
 New World Foundation
 New York Community Trust
 Park Foundation
 Plastic Solutions Fund
 Rose Foundation for
 Communities and
 the Environment
 Dr. Robert C. and
 Tina Sohn Foundation
 Tides Foundation
 Tortuga Foundation
 Wallace Global Fund
 Zanvyl and Isabelle
 Krieger Fund

SUPER VOLUNTEERS

People are our secret weapon in the fight for safe food and clean water. We don't have space to list all of those who have been part of our campaigns in the past year, but we wanted to highlight some of our superstar volunteers who gave greatly of their own time this year.

Anonymous

Edith Abeyta

Vin Agamenone

Paul Auerbach

Joe Basralian

Enis Bengul

Vincent Brancato

Jim Brown

Joyce Bryk

Tony Buba

Liz Campos

Troy Corely

Sheina L. Crystal

Kate Delany

John Detwiler

Ken Dolsky

Madeline Drelichman

Sarah Edwards
 The Fears Family
 Gail
 Carol Gay
 Fred Harrison
 Jen Horowitz
 Marcia Isman
 J. J. Jackson
 Guy Jacob
 Sandra Kissam
 Gail B. Landy
 Sharon L. Liu
 Margaret Maher
 Danyelle Mason
 Bill McClelland
 Jan McMannis
 Caroline A. Morris
 Elizabeth Ndoye
 Chris Nowell
 Elena Salinas O'Toole
 Katie Olsson
 Paula Rogovin
 Manijeh Saba
 Dianne Scheper
 Ken Schles
 Kati Tovah Silverman

Bob Stayman
 Joseph M. Varon
 David Vassar
 Pat von Alten
 Marilyn Warlick

FOOD & WATER WATCH VIRTUAL CONFERENCE & BENEFIT

In late September, we held our first ever virtual conference in conjunction with our annual benefit. Hundreds of members joined us live online to learn, network, and celebrate our ongoing work for clean water, safe food and a livable climate. Thank you to everyone who is "All In."

LEAD SPONSORS

Marilyn & Don Allan
 Karen Warren & Dr Alan Warren

BENEFACTORS

Anonymous
 Lynne & Karen Azarchi
 Beth & Mike Kelley

CHAIRS

Anonymous
 Craig Merrilees

CONTINUED >

CONFERENCE CONTINUED >

Alan T. Messer
 Alan Snitow

COMMITTEE

Chuck Bell
 Nancy Bernstein
 Pam & George Brandman
 Dianne Cress
 Jonathan Culler
 Arden Down
 Fredericka Foster
 Stan & Colleen Freidberg
 Susan E. Gladstone
 JSA Sustainable
 Wealth Management
 Sharon Kind
 Betsy L. Krieger
 Carol A. Kurtz
 Kathleen Lockwood
 Ann H. Logan
 Stephanie Low
 Elaine McKiernan
 Lisa Rosenfield
 Judi Stauffer

Susan Weltman & Steve Jervis
 Amy Wolf
 Elsa Wood

ACTIVISTS

Daniele Gerard
 Marion Hunt
 Lara and Ron Katzman
 Ralph Koldinger
 Dr. Judy Kramer
 Michele Merkel
 Lisa Schubert
 Kathy E. Sykes
 Greg Thomson
 Kitty Ufford-Chase
 Virginia Yee

DEFENDERS

Anonymous
 Edie Allen
 Helen Altieri
 Caland Barney
 Beverly G. Bean
 Bonita Beard
 Debbie Berkowitz

CleanEarth4Kids.org
 Diane H. Davidson
 Ken Dolsky
 Bob Downie, M.D.
 Martha & Peter Dragovich
 Pamela L. Dreyfuss
 Sarah Edwards
 Melissa Elstein
 Carol E. Gay
 Bill Gee
 Judith Green
 Mark Grossman
 Claude Guillemard
 Madelaine Haberman
 Fred Harrison
 Elizabeth Ingalls
 Howard Josepher, LCSW
 Zoe Kelman
 Kiki & Phillip
 Jennifer Kolarsick
 Jan Mardfin
 Eileen McInerney
 Timothy & Theresa Merkel

Deborah Milkowski
 Michael C. Miller
 Pamela Olsen
 Natalie Pien
 Jane Rice
 Bruce Rosen
 Clare Rosenfield
 Christy Sacks
 Nathan Savin
 Ken Schles
 Susan Schmitt, M.D.
 Kate Sinding Daly
 Donna Skibbe
 Carol Soderholm
 Barbara Stomber
 Richard Stuckey
 Jane Torrence
 Tamara Tripp
 Susan Van Dolsen
 Jennifer Watts
 Elaine Weir
 Betty Winkler
 Albert Wurth

Why isn't my name on the Donor Roll?

Each year we publish this list to honor and recognize those people and institutions that provided extraordinary support. If you are wondering why your name isn't here... it could be in the future! We only listed people who gave us explicit permission, and only listed them in the format they requested. Many people and foundations wish for their names to be anonymous, and we have honored their requests. If you feel your name should be on this year's list, and we missed it, please accept our apologies, but know that we erred on the side of caution and only listed the names of those who gave us explicit permission to list them.

We tried hard to get it right, and are very sorry if we inadvertently omitted or incorrectly listed your name. If you have any questions or concerns, please contact our Philanthropy Coordinator by email at donate@fwwatch.org or by phone at (202) 683-4941. Thank you again to all who agreed to be recognized — and to all who wished to remain anonymous — for your incredible support.

We would love to honor you and publicly recognize your contributions next year!



foodandwaterwatch.org



foodandwateraction.org

COMBINED FINANCIAL STATEMENTS

FOOD & WATER WATCH

FOOD & WATER ACTION FUND

FOR THE YEAR ENDED DECEMBER 31, 2021
WITH SUMMARIZED FINANCIAL
INFORMATION FOR 2020

**FOOD & WATER WATCH
FOOD & WATER ACTION FUND**

CONTENTS

| | PAGE NO. |
|---|-----------------|
| INDEPENDENT AUDITOR'S REPORT | 2 - 3 |
| EXHIBIT A - Combined Statement of Financial Position, as of December 31, 2021, with Summarized Financial Information for 2020 | 4 |
| EXHIBIT B - Combined Statement of Activities and Change in Net Assets, for the Year Ended December 31, 2021, with Summarized Financial Information for 2020 | 5 |
| EXHIBIT C - Combined Statement of Functional Expenses, for the Year Ended December 31, 2021, with Summarized Financial Information for 2020 | 6 |
| EXHIBIT D - Combined Statement of Cash Flows, for the Year Ended December 31, 2021, with Summarized Financial Information for 2020 | 7 |
| NOTES TO COMBINED FINANCIAL STATEMENTS | 8 - 15 |
| SUPPLEMENTAL INFORMATION | |
| SCHEDULE 1 - Combining Schedule of Financial Position, as of December 31, 2021 | 16 |
| SCHEDULE 2 - Combining Schedule of Activities, for the Year Ended December 31, 2021 | 17 |
| SCHEDULE 3 - Combining Schedule of Change in Net Assets, for the Year Ended December 31, 2021 | 18 |



CPAs & ADVISORS

INDEPENDENT AUDITOR'S REPORT

To the Board of Directors
Food & Water Watch
Food & Water Action Fund
Washington, D.C.

Opinion

We have audited the accompanying combined financial statements of Food & Water Watch and Food & Water Action Fund (collectively the Organizations), which comprise the combined statement of financial position as of December 31, 2021, and the related combined statements of activities and change in net assets, functional expenses and cash flows for the year then ended, and the related notes to the combined financial statements.

In our opinion, the combined financial statements referred to above present fairly, in all material respects, the financial position of the Organizations as of December 31, 2021, and the combined change in its net assets and its combined cash flows for the year then ended in accordance with accounting principles generally accepted in the United States of America.

Basis for Opinion

We conducted our audit in accordance with auditing standards generally accepted in the United States of America. Our responsibilities under those standards are further described in the Auditor's Responsibilities for the Audit of the Combined Financial Statements section of our report. We are required to be independent of the Organizations and to meet our other ethical responsibilities in accordance with the relevant ethical requirements relating to our audit. We believe that the audit evidence we have obtained is sufficient and appropriate to provide a basis for our audit opinion.

Responsibilities of Management for the Combined Financial Statements

Management is responsible for the preparation and fair presentation of the combined financial statements in accordance with accounting principles generally accepted in the United States of America, and for the design, implementation, and maintenance of internal control relevant to the preparation and fair presentation of combined financial statements that are free from material misstatement, whether due to fraud or error.

In preparing the combined financial statements, management is required to evaluate whether there are conditions or events, considered in the aggregate, that raise substantial doubt about the Organizations' ability to continue as a going concern within one year after the date that the combined financial statements are available to be issued.

Auditor's Responsibilities for the Audit of the Combined Financial Statements

Our objectives are to obtain reasonable assurance about whether the combined financial statements as a whole are free from material misstatement, whether due to fraud or error, and to issue an auditor's report that includes our opinion. Reasonable assurance is a high level of assurance but is not absolute assurance and therefore is not a guarantee that an audit conducted in accordance with generally accepted auditing standards will always detect a material misstatement when it exists.

4550 MONTGOMERY AVENUE • SUITE 800 NORTH • BETHESDA, MARYLAND 20814
(301) 951-9090 • WWW.GRFCPA.COM

The risk of not detecting a material misstatement resulting from fraud is higher than for one resulting from error, as fraud may involve collusion, forgery, intentional omissions, misrepresentations, or the override of internal control. Misstatements, including omissions, are considered material if there is a substantial likelihood that, individually or in the aggregate, they would influence the judgment made by a reasonable user based on the combined financial statements.

In performing an audit in accordance with generally accepted auditing standards, we:

- Exercise professional judgment and maintain professional skepticism throughout the audit.
- Identify and assess the risks of material misstatement of the combined financial statements, whether due to fraud or error, and design and perform audit procedures responsive to those risks. Such procedures include examining, on a test basis, evidence regarding the amounts and disclosures in the combined financial statements.
- Obtain an understanding of internal control relevant to the audit in order to design audit procedures that are appropriate in the circumstances, but not for the purpose of expressing an opinion on the effectiveness of the Organizations' internal control. Accordingly, no such opinion is expressed.
- Evaluate the appropriateness of accounting policies used and the reasonableness of significant accounting estimates made by management, as well as evaluate the overall presentation of the combined financial statements.
- Conclude whether, in our judgment, there are conditions or events, considered in the aggregate, that raise substantial doubt about the Organizations' ability to continue as a going concern for a reasonable period of time.

We are required to communicate with those charged with governance regarding, among other matters, the planned scope and timing of the audit, significant audit findings, and certain internal control related matters that we identified during the audit.

Report on Summarized Comparative Information

We have previously audited the Organizations' 2020 combined financial statements, and we expressed an unmodified audit opinion on those audited combined financial statements in our report dated January 18, 2022. In our opinion, the summarized comparative information presented herein as of and for the year ended December 31, 2020, is consistent, in all material respects, with the audited combined financial statements from which it has been derived.

Other Matter

Our audit was conducted for the purpose of forming an opinion on the combined financial statements as a whole. The combining schedules on pages 16 - 18 are presented for purposes of additional analysis and are not a required part of the combined financial statements. Such information is the responsibility of management and was derived from and relates directly to the underlying accounting and other records used to prepare the combined financial statements. The information has been subjected to the auditing procedures applied in the audit of the combined financial statements and certain additional procedures, including comparing and reconciling such information directly to the underlying accounting and other records used to prepare the combined financial statements or to the combined financial statements themselves, and other additional procedures in accordance with auditing standards generally accepted in the United States of America. In our opinion, the information is fairly stated in all material respects in relation to the combined financial statements as a whole.



January 6, 2023

**FOOD & WATER WATCH
FOOD & WATER ACTION FUND**

**COMBINED STATEMENT OF FINANCIAL POSITION
AS OF DECEMBER 31, 2021
WITH SUMMARIZED FINANCIAL INFORMATION FOR 2020**

| ASSETS | | <u>2021</u> | <u>2020</u> |
|---|----|-----------------------------|-----------------------------|
| CURRENT ASSETS | | | |
| Cash and cash equivalents | \$ | 4,388,917 | \$ 3,369,410 |
| Investments | | 10,583,853 | 7,872,339 |
| Contributions receivable | | 1,103,203 | 747,842 |
| Due from related party | | - | 11,126 |
| Accounts receivable | | 2,078 | 1,163 |
| Prepaid expenses | | 501,873 | 452,387 |
| Other current assets | | <u>8,400</u> | <u>8,400</u> |
| Total current assets | | <u>16,588,324</u> | <u>12,462,667</u> |
| PROPERTY AND EQUIPMENT | | | |
| Equipment | | 443,947 | 486,694 |
| Computer equipment | | 1,102,231 | 1,197,781 |
| Leasehold improvements | | <u>1,565,219</u> | <u>1,565,219</u> |
| Total property and equipment | | 3,111,397 | 3,249,694 |
| Less: Accumulated depreciation | | <u>(1,790,972)</u> | <u>(1,574,703)</u> |
| Net property and equipment | | <u>1,320,425</u> | <u>1,674,991</u> |
| NONCURRENT ASSETS | | | |
| Security deposits | | <u>172,472</u> | <u>186,290</u> |
| TOTAL ASSETS | | <u>\$ 18,081,221</u> | <u>\$ 14,323,948</u> |
| LIABILITIES AND NET ASSETS | | | |
| CURRENT LIABILITIES | | | |
| Loan payable | \$ | - | \$ 2,006,800 |
| Accounts payable and accrued expenses | | 294,539 | 413,033 |
| Accrued payroll and related benefits | | 1,419,117 | 1,387,129 |
| Deferred rent and lease incentive | | 203,217 | 163,369 |
| Accounts payable to related parties | | - | 5,300 |
| Funds held on behalf of others | | <u>1,273</u> | <u>8,215</u> |
| Total current liabilities | | <u>1,918,146</u> | <u>3,983,846</u> |
| NONCURRENT LIABILITIES | | | |
| Security deposits held | | 5,500 | 5,500 |
| Deferred rent and lease incentive, net of current portion | | <u>1,868,937</u> | <u>2,039,505</u> |
| Total noncurrent liabilities | | <u>1,874,437</u> | <u>2,045,005</u> |
| Total liabilities | | <u>3,792,583</u> | <u>6,028,851</u> |
| NET ASSETS | | | |
| Without donor restrictions | | 13,157,574 | 8,163,847 |
| With donor restrictions | | <u>1,131,064</u> | <u>131,250</u> |
| Total net assets | | <u>14,288,638</u> | <u>8,295,097</u> |
| TOTAL LIABILITIES AND NET ASSETS | | <u>\$ 18,081,221</u> | <u>\$ 14,323,948</u> |

**FOOD & WATER WATCH
FOOD & WATER ACTION FUND**

**COMBINED STATEMENT OF ACTIVITIES AND CHANGE IN NET ASSETS
FOR THE YEAR ENDED DECEMBER 31, 2021
WITH SUMMARIZED FINANCIAL INFORMATION FOR 2020**

| | 2021 | | | 2020 |
|--|----------------------------------|----------------------------|-----------------------------|----------------------------|
| | Without Donor Restrictions | With Donor Restrictions | Total | Total |
| SUPPORT AND REVENUE | | | | |
| Grants and contributions | \$ 18,557,847 | \$ 3,237,921 | \$ 21,795,768 | \$ 18,407,216 |
| Investment income, net | 33,368 | - | 33,368 | 159,749 |
| Other revenue | 71,756 | - | 71,756 | 88,938 |
| Net assets released from donor restrictions | <u>2,238,107</u> | <u>(2,238,107)</u> | <u>-</u> | <u>-</u> |
| Total support and revenue | <u>20,901,078</u> | <u>999,814</u> | <u>21,900,892</u> | <u>18,655,903</u> |
| EXPENSES | | | | |
| Program Services: | | | | |
| Food | 5,040,378 | - | 5,040,378 | 5,672,734 |
| Water | 3,795,847 | - | 3,795,847 | 5,929,840 |
| Climate | 2,407,052 | - | 2,407,052 | - |
| Advocacy | <u>638,594</u> | <u>-</u> | <u>638,594</u> | <u>655,515</u> |
| Total program services | <u>11,881,871</u> | <u>-</u> | <u>11,881,871</u> | <u>12,258,089</u> |
| Supporting Services: | | | | |
| Management and General | 2,160,561 | - | 2,160,561 | 2,137,225 |
| Fundraising | <u>3,871,719</u> | <u>-</u> | <u>3,871,719</u> | <u>3,255,417</u> |
| Total supporting services | <u>6,032,280</u> | <u>-</u> | <u>6,032,280</u> | <u>5,392,642</u> |
| Total expenses | <u>17,914,151</u> | <u>-</u> | <u>17,914,151</u> | <u>17,650,731</u> |
| Change in net assets before other item | 2,986,927 | 999,814 | 3,986,741 | 1,005,172 |
| OTHER ITEM | | | | |
| Extinguishment of debt | <u>2,006,800</u> | <u>-</u> | <u>2,006,800</u> | <u>-</u> |
| Change in net assets | 4,993,727 | 999,814 | 5,993,541 | 1,005,172 |
| Net assets at beginning of year | <u>8,163,847</u> | <u>131,250</u> | <u>8,295,097</u> | <u>7,289,925</u> |
| NET ASSETS AT END OF YEAR | <u>\$ 13,157,574</u> | <u>\$ 1,131,064</u> | <u>\$ 14,288,638</u> | <u>\$ 8,295,097</u> |

**FOOD & WATER WATCH
FOOD & WATER ACTION FUND**

**COMBINED STATEMENT OF FUNCTIONAL EXPENSES
FOR THE YEAR ENDED DECEMBER 31, 2021
WITH SUMMARIZED FINANCIAL INFORMATION FOR 2020**

| | 2021 | | | | | | | | 2020 | |
|---------------------------------------|---------------------|---------------------|---------------------|-------------------|------------------------|------------------------|---------------------|---------------------------|----------------------|----------------------|
| | Program Services | | | | Supporting Services | | | | Total Expenses | Total Expenses |
| | Food | Water | Climate | Advocacy | Total Program Services | Management and General | Fundraising | Total Supporting Services | | |
| Salaries, benefits, and payroll taxes | \$ 3,711,915 | \$ 2,791,559 | \$ 1,857,597 | \$ 244,932 | \$ 8,606,003 | \$ 1,277,450 | \$ 1,353,654 | \$ 2,631,104 | \$ 11,237,107 | \$ 11,355,348 |
| Occupancy | 375,835 | 259,625 | 150,819 | 60,433 | 846,712 | 154,776 | 135,445 | 290,221 | 1,136,933 | 1,237,370 |
| Printing and copying | 42,030 | 48,222 | 31,345 | 11,015 | 132,612 | 7,112 | 776,779 | 783,891 | 916,503 | 645,598 |
| Database | 160,691 | 122,660 | 87,003 | 125,631 | 495,985 | 58,024 | 106,520 | 164,544 | 660,529 | 618,949 |
| Postage, shipping, and delivery | 13,492 | 12,143 | 8,675 | 4,606 | 38,916 | 2,232 | 586,197 | 588,429 | 627,345 | 393,858 |
| Contracted services | 48,203 | 126,345 | 11,157 | 52,046 | 237,751 | 30,085 | 186,319 | 216,404 | 454,155 | 648,434 |
| Depreciation and amortization | 145,138 | 102,752 | 56,671 | - | 304,561 | 34,584 | 49,895 | 84,479 | 389,040 | 367,077 |
| Telephone and internet | 139,943 | 101,928 | 93,486 | - | 335,357 | 10,546 | 10,241 | 20,787 | 356,144 | 385,626 |
| Mailhouse and direct mailing | - | - | - | 83,649 | 83,649 | 499 | 216,132 | 216,631 | 300,280 | 183,274 |
| Contributions | 47,525 | 250 | - | - | 47,775 | 255,713 | 500 | 256,213 | 303,988 | 319,350 |
| Technology | 76,520 | 66,815 | 45,552 | - | 188,887 | 25,507 | 24,362 | 49,869 | 238,756 | 314,128 |
| Dues and subscriptions | 60,186 | 57,055 | 5,278 | - | 122,519 | 705 | 26,216 | 26,921 | 149,440 | 162,010 |
| Office expense | 5,550 | 4,169 | 1,843 | 115 | 11,677 | 98,621 | 17,239 | 115,860 | 127,537 | 107,917 |
| List rental | - | - | - | 8,612 | 8,612 | 888 | 116,901 | 117,789 | 126,401 | 119,465 |
| Insurance | 38,421 | 28,832 | 18,925 | 5,389 | 91,567 | 12,142 | 13,632 | 25,774 | 117,341 | 107,244 |
| Miscellaneous | 100,388 | (274) | (6,266) | - | 93,848 | 20,332 | (275) | 20,057 | 113,905 | 120,601 |
| Staff development | 30,006 | 21,571 | 15,112 | 11,505 | 78,194 | 13,404 | 15,516 | 28,920 | 107,114 | 114,432 |
| Equipment and maintenance | 10,626 | 7,654 | 5,325 | 3,392 | 26,997 | 3,470 | 75,888 | 79,358 | 106,355 | 35,100 |
| Accounting | 482 | 735 | 100 | - | 1,317 | 104,634 | 93 | 104,727 | 106,044 | 16,584 |
| Caging | - | - | - | - | - | - | 87,962 | 87,962 | 87,962 | 88,855 |
| Organizational membership | 28,924 | 21,890 | 21,600 | - | 72,414 | 3,500 | - | 3,500 | 75,914 | 40,791 |
| Travel | 12,246 | 19,250 | 2,453 | 87 | 34,036 | 9,347 | 20,677 | 30,024 | 64,060 | 46,711 |
| Graphic design/art | 154 | 116 | 116 | 15,492 | 15,878 | 5,955 | 35,717 | 41,672 | 57,550 | 44,917 |
| Legal | (9,773) | 1,829 | 63 | 4,883 | (2,998) | 23,286 | 16,006 | 39,292 | 36,294 | 119,440 |
| Promotional items | 264 | 680 | 198 | 6,607 | 7,749 | 2 | 103 | 105 | 7,854 | 4,883 |
| Recruitment | - | 25 | - | - | 25 | 7,747 | - | 7,747 | 7,772 | 21,569 |
| Organizing materials | 1,612 | 16 | - | 200 | 1,828 | - | - | - | 1,828 | 31,200 |
| TOTAL | \$ 5,040,378 | \$ 3,795,847 | \$ 2,407,052 | \$ 638,594 | \$ 11,881,871 | \$ 2,160,561 | \$ 3,871,719 | \$ 6,032,280 | \$ 17,914,151 | \$ 17,650,731 |

See accompanying notes to combined financial statements.

**FOOD & WATER WATCH
FOOD & WATER ACTION FUND**

**COMBINED STATEMENT OF CASH FLOWS
FOR THE YEAR ENDED DECEMBER 31, 2021
WITH SUMMARIZED FINANCIAL INFORMATION FOR 2020**

| | <u>2021</u> | <u>2020</u> |
|---|----------------------------|----------------------------|
| CASH FLOWS FROM OPERATING ACTIVITIES | | |
| Change in net assets | \$ 5,993,541 | \$ 1,005,172 |
| Adjustments to reconcile change in net assets to net cash provided by operating activities: | | |
| Depreciation and amortization | 389,040 | 367,077 |
| Unrealized gain (loss) | 43,987 | (64,495) |
| Realized loss | (2,872) | (11,821) |
| Receipt of contributed securities and other assets | (228,188) | (135,412) |
| Proceeds from the sale of contributed securities | 232,905 | 133,775 |
| Gain on disposal of fixed assets | - | 271 |
| Extinguishment of debt | (2,006,800) | - |
| (Increase) decrease in: | | |
| Contributions receivable | (355,361) | 158,958 |
| Due from related party | 11,126 | (1,212) |
| Accounts receivable | (915) | 10,977 |
| Prepaid expenses | (49,486) | 116,893 |
| Other current assets | - | (8,400) |
| Security deposits | 13,818 | (3,105) |
| (Decrease) increase in: | | |
| Accounts payable and accrued expenses | (118,494) | (124,661) |
| Accrued payroll and related benefits | 31,988 | 38,731 |
| Deferred rent and lease incentive | (130,720) | (144,713) |
| Accounts payable to related parties | (5,300) | - |
| Funds held on behalf of others | (6,942) | 4,264 |
| Security deposits held | - | 5,500 |
| Net cash provided by operating activities | <u>3,811,327</u> | <u>1,347,799</u> |
| CASH FLOWS FROM INVESTING ACTIVITIES | | |
| Purchases of fixed assets | (34,474) | (24,818) |
| Purchases of investments | (4,381,746) | (4,380,210) |
| Proceeds from sale of investments | <u>1,624,400</u> | <u>1,288,571</u> |
| Net cash used by investing activities | <u>(2,791,820)</u> | <u>(3,116,457)</u> |
| CASH FLOWS FROM FINANCING ACTIVITIES | | |
| Proceeds from loan payable | <u>-</u> | <u>2,006,800</u> |
| Net cash provided by financing activities | <u>-</u> | <u>2,006,800</u> |
| Net increase in cash and cash equivalents | 1,019,507 | 238,142 |
| Cash and cash equivalents at beginning of year | <u>3,369,410</u> | <u>3,131,268</u> |
| CASH AND CASH EQUIVALENTS AT END OF YEAR | <u>\$ 4,388,917</u> | <u>\$ 3,369,410</u> |

**FOOD & WATER WATCH
FOOD & WATER ACTION FUND**

**NOTES TO COMBINED FINANCIAL STATEMENTS
DECEMBER 31, 2021**

1. SUMMARY OF SIGNIFICANT ACCOUNTING POLICIES AND GENERAL INFORMATION

Organization -

Food & Water Watch (FWW) is a nonprofit corporation that works with grassroots organizations and other allies around the world to stop corporate control of the public's food and water and finds solutions to create an economically and environmentally viable future. FWW is supported primarily by grants from foundations and contributions from individuals. FWW's program areas are:

Food - FWW provides public education about health and environmental issues that promote food production that is sustainable and local, chemical free, humanely raised, family farmed, and clearly labeled.

Water - The water program educates and advocates about affordable, publicly-controlled drinking water, health and environmental dangers of bottled water, health and environmental dangers of fracking and fossil fuels, the importance of moving from fossil fuels to safe, renewable energy, and the importance of public investment in infrastructure.

Climate - FWW is working at the state and local level to pass meaningful legislation to stop catastrophic climate change by eliminating the production and use of fossil fuels which makes progress towards banning fracking and stopping new and existing fossil fuel infrastructure.

Food & Water Action Fund (the Fund) is a nonprofit organization that supports the educational work of Food and Water Watch. The Fund's program area is to lobby and advocate for common sense policies that result in healthy, safe food, and access to safe and affordable drinking water.

Principles of combination -

The accounts of FWW have been combined with the Fund (collectively the Organizations) due to common management and economic interest between the two organizations. All intercompany transactions and balances have been eliminated.

Basis of presentation -

The accompanying combined financial statements are presented on the accrual basis of accounting, and in accordance with Financial Accounting Standards Board (FASB) Accounting Standards Update (ASU) 2016-14, *Presentation of Financial Statements of Not-for-Profit Entities*. As such, net assets are reported within two net asset classifications: without donor restrictions and with donor restrictions. Descriptions of the two net asset categories are as follows:

- **Net Assets without Donor Restrictions** - Net assets available for use in general operations and not subject to donor restrictions are recorded as net assets without donor restrictions. Assets restricted solely through the actions of the Board of Directors are referred to as Board Designated and are also reported as net assets without donor restrictions. The Organizations did not have any Board Designated net assets as of December 31, 2021.
- **Net Assets with Donor Restrictions** - Contributions restricted by donors are reported as increases in net assets with donor restrictions, depending on the nature of the restrictions. When a restriction expires, net assets with donor restrictions are reclassified to net assets without donor restrictions and reported in the Combined Statement of Activities and Change in Net Assets as net assets released from donor restrictions.

**FOOD & WATER WATCH
FOOD & WATER ACTION FUND**

**NOTES TO COMBINED FINANCIAL STATEMENTS
DECEMBER 31, 2021**

**1. SUMMARY OF SIGNIFICANT ACCOUNTING POLICIES AND GENERAL INFORMATION
(Continued)**

Cash and cash equivalents -

The Organizations consider all cash and other highly liquid investments with initial maturities of three months or less to be cash equivalents. Bank deposit accounts are insured by the Federal Deposit Insurance Corporation ("FDIC") up to a limit of \$250,000. At times during the year, the Organizations maintain cash balances in excess of the FDIC insurance limits. Management believes the risk in these situations to be minimal.

Investments -

Investments are recorded at their readily determinable fair value. Interest, dividends, realized and unrealized gains and losses are included in investment income, which is presented net of investment expenses paid to external investment advisors, in the accompanying Combined Statement of Activities and Change in Net Assets.

Investments acquired by gift are recorded at their fair value at the date of the gift. The Organizations' policy is to liquidate all gifts of investments as soon as possible after the gift.

Contributions receivable -

Contributions receivable are recorded at their net realizable value, which approximates fair value. Management considers all amounts to be fully collectible within one year. Accordingly, an allowance for doubtful accounts has not been established.

Property and equipment -

Property and equipment in excess of \$1,000 are capitalized and stated at cost. Property and equipment are depreciated on a straight-line basis over the estimated useful lives of the related assets, generally three to five years. Leasehold improvements are amortized over the remaining life of the lease. The cost of maintenance and repairs is recorded as expenses as incurred. Depreciation and amortization expense for the year ended December 31, 2021 totaled \$389,040.

Income taxes -

FWW is exempt from Federal income taxes under Section 501(c)(3) of the Internal Revenue Code. Accordingly, no provision for income taxes has been made in the accompanying combined financial statements. FWW is not a private foundation.

The Fund is exempt from Federal income taxes under Section 501(c)(4) of the Internal Revenue Code. The Fund is exempt from Federal taxes on income other than 1) unrelated business income; or 2) the lesser of political expenditures under IRC Section 537(f)(3) or net investment income.

Uncertain tax positions -

For the year ended December 31, 2021, the Organizations have documented their consideration of FASB ASC 740-10, *Income Taxes*, that provides guidance for reporting uncertainty in income taxes and has determined that no material uncertain tax positions qualify for either recognition or disclosure in the combined financial statements.

**FOOD & WATER WATCH
FOOD & WATER ACTION FUND**

**NOTES TO COMBINED FINANCIAL STATEMENTS
DECEMBER 31, 2021**

**1. SUMMARY OF SIGNIFICANT ACCOUNTING POLICIES AND GENERAL INFORMATION
(Continued)**

Grants and contributions -

The majority of the Organizations' revenue is received through grants and contributions. Grants and contributions are recognized in the appropriate category of net assets in the period received. The Organizations perform an analysis of the individual contribution to determine if the revenue streams follow the contribution rules or if they should be recorded as an exchange transaction depending upon whether the transactions are deemed reciprocal or nonreciprocal under ASU 2018-08, Not-for-Profit Entities (Topic 958): *Clarifying the Scope and Accounting Guidance for Contributions Received and Contributions Made*.

For grants and contributions qualifying under the contribution rules, revenue is recognized upon notification of the award and satisfaction of all conditions, if applicable. Conditional promises to give are not recognized until the conditions on which they depend are substantially met. Grants and contributions qualifying as contributions that are unconditional that have donor restrictions are recognized as without donor restrictions only to the extent of actual expenses incurred in compliance with the donor-imposed restrictions and satisfaction of time restrictions; such funds in excess of expenses incurred are shown as net assets with donor restrictions in the accompanying financial statements.

Grants qualifying as conditional contributions contain a right of return and a barrier. Revenue is recognized when the condition or conditions are satisfied. These transactions are nonreciprocal and classified as conditional and are recognized as contributions when the revenue becomes unconditional. Typically, these agreements also contain a right of return or right of release from obligation provision and the entity has limited discretion over how funds transferred should be spent. As such, the Organizations recognize revenue for these conditional contributions when the related barrier has been overcome (generally, when qualifying expenditures are incurred). Funds received in advance of the incurrence of qualifying expenditures are recorded as refundable advances. The Organizations did not have any unrecognized conditional contributions as of December 31, 2021.

Foreign currency translation -

The U.S. Dollar is the functional currency for the Organizations' worldwide operations. Transactions in currencies other than U.S. Dollars are translated into dollars at the rate of exchange in effect during the month of the transaction. Assets and liabilities denominated in currencies other than U.S. Dollars are translated into dollars at the exchange rate in effect at the date of the Combined Statement of Financial Position.

Use of estimates -

The preparation of the combined financial statements in conformity with accounting principles generally accepted in the United States of America requires management to make estimates and assumptions that affect the reported amounts of assets and liabilities at the date of the combined financial statements and the reported amounts of revenue and expenses during the reporting period. Accordingly, actual results could differ from those estimates.

Functional allocation of expenses -

The costs of providing the various programs and other activities have been summarized on a functional basis in the Combined Statement of Activities and Change in Net Assets.

**FOOD & WATER WATCH
FOOD & WATER ACTION FUND**

**NOTES TO COMBINED FINANCIAL STATEMENTS
DECEMBER 31, 2021**

**1. SUMMARY OF SIGNIFICANT ACCOUNTING POLICIES AND GENERAL INFORMATION
(Continued)**

Functional allocation of expenses (continued) -

Accordingly, certain costs have been allocated among the programs and supporting services benefited. Expenses directly attributed to a specific functional area of the Organizations are reported as direct expenses to the programmatic area and those expenses that benefit more than one function are allocated on a basis of estimated time and effort.

Investment risks and uncertainties -

The Organizations invest in various investment securities. Investment securities are exposed to various risks such as interest rates, market and credit risks. Due to the level of risk associated with certain investment securities, it is at least reasonably possible that changes in the values of investment securities will occur in the near term and that such changes could materially affect the amounts reported in the accompanying combined financial statements.

Fair value measurement -

The Organizations adopted the provisions of FASB ASC 820, *Fair Value Measurement*. FASB ASC 820 defines fair value, establishes a framework for measuring fair value, establishes a fair value hierarchy based on the quality of inputs (assumptions that market participants would use in pricing assets and liabilities, including assumptions about risk) used to measure fair value, and enhances disclosure requirements for fair value measurements. The Organizations account for a significant portion of its financial instruments at fair value or considers fair value in their measurement.

New accounting pronouncements not yet adopted -

ASU 2020-07, *Presentation and Disclosures by Not-for-Profit Entities for Contributed Nonfinancial Assets*, improves generally accepted accounting principles (GAAP) by increasing the transparency of contributed nonfinancial assets for not-for-profit (NFP) entities through enhancements to presentation and disclosure. The amendments in this Update address certain stakeholders' concerns about the lack of transparency relating to the measurement of contributed nonfinancial assets recognized by NFPs, as well as the amount of those contributions used in a NFP's programs and other activities. The ASU should be applied on a retrospective basis and is effective for annual periods beginning after June 15, 2021, and interim periods within annual periods beginning after June 15, 2022. The amendment will not change the recognition and measurement requirements for those contributed nonfinancial assets.

ASU 2019-01, *Leases* (Topic 842), changes the accounting treatment for operating leases by requiring recognition of a lease asset and lease liability at the present value of the lease payments in the Statement of Financial Position and disclosure of key information about leasing arrangements. During 2020, the FASB issued ASU 2020-05 and delayed the implementation date by one year. The ASU is effective for non-public entities beginning after December 15, 2021. The ASU can be applied at the beginning of the earliest period presented using a modified retrospective approach or applied at the beginning of the period of adoption recognizing a cumulative-effect adjustment.

The Organizations plan to adopt the new ASUs at the required implementation dates and management is currently in the process of evaluating the adoption methods and the impacts of the new standards on its accompanying combined financial statements.

**FOOD & WATER WATCH
FOOD & WATER ACTION FUND**

**NOTES TO COMBINED FINANCIAL STATEMENTS
DECEMBER 31, 2021**

2. INVESTMENTS

Investments consisted of the following as of December 31, 2021:

| | Fair Value |
|--------------------|-----------------------------|
| Mutual funds | \$ 6,223,726 |
| Money market funds | 4,331,612 |
| Common stock | 28,515 |
| TOTAL | <u>\$ 10,583,853</u> |

Included in investment income, net are the following:

| | |
|-------------------------------------|-------------------------|
| Interest and dividends | \$ 94,421 |
| Unrealized loss | (43,987) |
| Realized gain | 2,872 |
| Investment advisor fees | (19,938) |
| TOTAL INVESTMENT INCOME, NET | <u>\$ 33,368</u> |

3. LOAN PAYABLE

In May 2020, FWW received loan proceeds in the amount of \$2,006,800 under the Paycheck Protection Program. The promissory note calls for monthly principal and interest payments amortized over the term of the promissory note with a deferral of payments for the first six months. Under the Coronavirus Aid, Relief, and Economic Security Act (CARES Act), the promissory note may be forgiven by the Small Business Administration in whole or in part. FWW used the proceeds for purposes consistent with the Paycheck Protection Program and applied for forgiveness as stipulated by the terms of the note. On June 29, 2021, FWW received notice that the loan was forgiven in its entirety, both accrued interest and principal. This amount is recorded as Extinguishment of debt, which is an Other Item on the Combined Statement of Activities and Change in Net Assets.

4. NET ASSETS WITH DONOR RESTRICTIONS

Net assets with donor restrictions consist of the following at December 31, 2021:

| | |
|---|----------------------------|
| Subject to expenditure for specified purpose: | |
| Advocacy | \$ 633,014 |
| Water | 208,050 |
| Total subject to expenditure for specific purpose | 841,064 |
| Subject to passage of time | 290,000 |
| TOTAL NET ASSETS WITH DONOR RESTRICTIONS | <u>\$ 1,131,064</u> |

The following net assets with donor restrictions were released from donor restrictions by incurring expenses (or through the passage of time) which satisfied the restricted purposes specified by the donors:

| | |
|--|----------------------------|
| Water | 1,158,621 |
| Food | 557,500 |
| Advocacy | 466,986 |
| Climate | 55,000 |
| TOTAL NET ASSETS RELEASED FROM RESTRICTIONS | <u>\$ 2,238,107</u> |

**FOOD & WATER WATCH
FOOD & WATER ACTION FUND**

**NOTES TO COMBINED FINANCIAL STATEMENTS
DECEMBER 31, 2021**

5. LIQUIDITY AND AVAILABILITY

Financial assets available for use for general expenditures within one year of the Combined Statement of Financial Position date comprise the following:

| | |
|---|------------------|
| Cash and cash equivalents | \$ 4,388,917 |
| Investments | 10,583,853 |
| Contributions receivable | 1,103,203 |
| Accounts receivable | 2,078 |
| Less: Donor restricted funds, net of time restricted funds available within one year | <u>(841,064)</u> |

| | |
|---|-----------------------------|
| FINANCIAL ASSETS AVAILABLE TO MEET CASH NEEDS FOR GENERAL EXPENDITURES WITHIN ONE YEAR | <u>\$ 15,236,987</u> |
|---|-----------------------------|

The Organizations have a policy to structure their financial assets to be available and liquid as their obligations become due.

6. LEASE COMMITMENTS

The Organizations lease office space under various operating leases that extend through September 2029. These leases are for spaces in Washington D.C., California, Florida, Illinois, New Jersey, New York, and Belgium. Under the lease agreements, the base rents increase annually based on scheduled increases provided in the leases. The Organizations received \$1,027,175 in rent abatements and \$1,486,640 in build-out allowances.

Accounting principles generally accepted in the United States of America require that the total rent commitment should be recognized on a straight-line basis over the term of the lease. Lease incentives are amortized over the life of the lease on a straight-line basis as an offset to rent expense. Accordingly, the difference between the actual monthly payments and the rent expense being recognized for financial statement purposes is recorded as a deferred rent and lease liability on the Combined Statement of Financial Position.

The following is a schedule of the future minimum lease payments:

Year Ending December 31,

| | |
|--------------|----------------------------|
| 2022 | \$ 1,307,675 |
| 2023 | 1,090,660 |
| 2024 | 936,662 |
| 2025 | 960,078 |
| 2026 | 984,080 |
| Thereafter | <u>2,834,120</u> |
| TOTAL | <u>\$ 8,113,275</u> |

Rent expense for the year ended December 31, 2021 was \$1,112,187 and is included in occupancy in the accompanying Combined Statement of Functional Expenses. The deferred rent liability was \$2,072,154.

**FOOD & WATER WATCH
FOOD & WATER ACTION FUND**

**NOTES TO COMBINED FINANCIAL STATEMENTS
DECEMBER 31, 2021**

7. RETIREMENT PLAN

The Organizations have a 403(b) retirement plan (the Plan) which is available to all eligible employees. Employees become eligible to participate in the Plan at the beginning of the calendar year following their one year anniversary. Contributions to the retirement plan are approved annually by the Board of Directors. The retirement plan also allows employees to defer a portion of their salary up to the maximum legal amount. The retirement expense for the year ended December 31, 2021 was \$637,180 and is included in salaries, benefits, and payroll taxes in the accompanying Combined Statement of Functional Expenses.

8. FAIR VALUE MEASUREMENT

In accordance with FASB ASC 820, *Fair Value Measurement*, the Organizations have categorized their financial instruments, based on the priority of the inputs to the valuation technique, into a three-level fair value hierarchy.

The fair value hierarchy gives the highest priority to quoted prices in active markets for identical assets or liabilities (Level 1) and the lowest priority to unobservable inputs (Level 3). If the inputs used to measure the financial instruments fall within different levels of hierarchy, the categorization is based on the lowest level input that is significant to the fair value measurement of the instrument.

Investments recorded in the Combined Statement of Financial Position are categorized based on the inputs to valuation techniques as follows:

Level 1. These are investments where values are based on unadjusted quoted prices for identical assets in an active market the Organizations have the ability to access.

Level 2. These are investments where values are based on quoted prices for similar instruments in active markets, quoted prices for identical or similar instruments in markets that are not active, or model-based valuation techniques that utilize inputs that are observable either directly or indirectly for substantially the full-term of the investments.

Level 3. These are investments where inputs to the valuation methodology are unobservable and significant to the fair value measurement.

Following is a description of the valuation methodology used for investments measured at fair value. There have been no changes in the methodologies used as of December 31, 2021.

- *Mutual Funds* - Valued at the daily closing price as reported by the fund. Mutual funds held by the Organizations are open-end mutual funds that are registered with the SEC. These funds are required to publish their daily net asset value (NAV) and to transact at that price. The mutual funds held by the Organizations are deemed to be actively traded.
- *Money Market Funds* - The money market funds are open-end mutual funds that are registered with the Securities and Exchange Commission and deemed to be actively traded.
- *Common Stocks* - Valued at the closing price reported on the active market in which the individual securities are traded.

**FOOD & WATER WATCH
FOOD & WATER ACTION FUND**

**NOTES TO COMBINED FINANCIAL STATEMENTS
DECEMBER 31, 2021**

8. FAIR VALUE MEASUREMENT (Continued)

The table below summarizes, by level within the fair value hierarchy as of December 31, 2021.

| | <u>Level 1</u> | <u>Level 2</u> | <u>Level 3</u> | <u>Total December 31, 2021</u> |
|--------------------------|-----------------------------|--------------------|--------------------|--|
| Investments: | | | | |
| Mutual funds | \$ 6,223,726 | \$ - | \$ - | \$ 6,223,726 |
| Money market funds | 4,331,612 | - | - | 4,331,612 |
| Common stock | <u>28,515</u> | <u>-</u> | <u>-</u> | <u>28,515</u> |
| TOTAL INVESTMENTS | <u>\$ 10,583,853</u> | <u>\$ -</u> | <u>\$ -</u> | <u>\$ 10,583,853</u> |

9. ALLOCATION OF JOINT COSTS

During the year ended December 31, 2021, the Organizations conducted activities that included requests for contributions considered as fundraising as well as program contributions and management and general contributions. These activities included direct mail campaigns.

The cost of conducting these activities included a total of \$1,836,142 of joint costs, which are not specifically attributed to a particular component of the activities.

These joint costs were allocated as follows:

| | |
|------------------------|----------------------------|
| Program | \$ 1,043,104 |
| Management and General | 620,805 |
| Fundraising | <u>172,233</u> |
| TOTAL EXPENSES | <u>\$ 1,836,142</u> |

10. SUBSEQUENT EVENTS

In preparing these combined financial statements, the Organizations have evaluated events and transactions for potential recognition or disclosure through January 6, 2023, the date the combined financial statements were issued.

SUPPLEMENTAL INFORMATION

**FOOD & WATER WATCH
FOOD & WATER ACTION FUND**

**COMBINING SCHEDULE OF FINANCIAL POSITION
AS OF DECEMBER 31, 2021**

| | FWW | FWAF | Eliminations | Total |
|--|-----------------------------|----------------------------|------------------------------|-----------------------------|
| ASSETS | | | | |
| Cash and cash equivalents | \$ 3,378,655 | \$ 1,010,262 | \$ - | \$ 4,388,917 |
| Investments | 10,583,853 | - | - | 10,583,853 |
| Contributions receivable | 507,786 | 595,417 | - | 1,103,203 |
| Due from related party | 1,016,122 | - | (1,016,122) | - |
| Accounts receivable | 2,078 | - | - | 2,078 |
| Prepaid expenses | 425,562 | 76,311 | - | 501,873 |
| Other current assets | 8,400 | - | - | 8,400 |
| Total current assets | <u>15,922,456</u> | <u>1,681,990</u> | <u>(1,016,122)</u> | <u>16,588,324</u> |
| PROPERTY AND EQUIPMENT | | | | |
| Equipment | 443,947 | - | - | 443,947 |
| Computer equipment | 1,102,231 | - | - | 1,102,231 |
| Leasehold improvements | 1,565,219 | - | - | 1,565,219 |
| Property and equipment | 3,111,397 | - | - | 3,111,397 |
| Less: Accumulated depreciation and amortization | (1,790,972) | - | - | (1,790,972) |
| Net property and equipment | <u>1,320,425</u> | <u>-</u> | <u>-</u> | <u>1,320,425</u> |
| NONCURRENT ASSETS | | | | |
| Security deposits | 172,472 | - | - | 172,472 |
| TOTAL ASSETS | <u>\$ 17,415,353</u> | <u>\$ 1,681,990</u> | <u>\$ (1,016,122)</u> | <u>\$ 18,081,221</u> |
| LIABILITIES AND NET ASSETS | | | | |
| CURRENT LIABILITIES | | | | |
| Accounts payable and accrued liabilities | \$ 231,858 | \$ 62,681 | \$ - | \$ 294,539 |
| Accrued payroll and related benefits | 1,419,117 | - | - | 1,419,117 |
| Deferred rent and lease incentive | 203,217 | - | - | 203,217 |
| Due to related party | - | 1,016,122 | (1,016,122) | - |
| Funds held on behalf of others | 1,273 | - | - | 1,273 |
| Total current liabilities | <u>1,855,465</u> | <u>1,078,803</u> | <u>(1,016,122)</u> | <u>1,918,146</u> |
| NONCURRENT LIABILITIES | | | | |
| Security deposits | 5,500 | - | - | 5,500 |
| Deferred rent and lease incentive, net of current portion | 1,868,937 | - | - | 1,868,937 |
| Total noncurrent liabilities | <u>1,874,437</u> | <u>-</u> | <u>-</u> | <u>1,874,437</u> |
| Total liabilities | <u>3,729,902</u> | <u>1,078,803</u> | <u>(1,016,122)</u> | <u>3,792,583</u> |
| NET ASSETS (DEFICIT) | | | | |
| Without donor restrictions | 13,187,401 | (29,827) | - | 13,157,574 |
| With donor restrictions | 498,050 | 633,014 | - | 1,131,064 |
| Total net assets | <u>13,685,451</u> | <u>603,187</u> | <u>-</u> | <u>14,288,638</u> |
| TOTAL LIABILITIES AND NET ASSETS | <u>\$ 17,415,353</u> | <u>\$ 1,681,990</u> | <u>\$ (1,016,122)</u> | <u>\$ 18,081,221</u> |

**FOOD & WATER WATCH
FOOD & WATER ACTION FUND**

**COMBINING SCHEDULE OF ACTIVITIES
FOR THE YEAR ENDED DECEMBER 31, 2021**

| | <u>FWW</u> | <u>FWAF</u> | <u>Eliminations</u> | <u>Total</u> |
|---|----------------------------|--------------------------|---------------------|----------------------------|
| SUPPORT AND REVENUE WITHOUT DONOR RESTRICTIONS | | | | |
| Contributions | \$ 17,453,720 | \$ 1,229,127 | \$ (125,000) | \$ 18,557,847 |
| Investment income, net | 33,368 | - | - | 33,368 |
| Other revenue | 71,756 | 98,482 | (98,482) | 71,756 |
| Net assets released from donor restrictions | 1,771,121 | 466,986 | - | 2,238,107 |
| | <u>19,329,965</u> | <u>1,794,595</u> | <u>(223,482)</u> | <u>20,901,078</u> |
| EXPENSES | | | | |
| Program Services: | | | | |
| Food | 3,694,197 | 1,471,181 | (125,000) | 5,040,378 |
| Water | 3,795,847 | - | - | 3,795,847 |
| Climate | 2,407,052 | - | - | 2,407,052 |
| Advocacy | 638,594 | - | - | 638,594 |
| | <u>10,535,690</u> | <u>1,471,181</u> | <u>(125,000)</u> | <u>11,881,871</u> |
| Supporting Services: | | | | |
| Management and General | 2,259,043 | - | (98,482) | 2,160,561 |
| Fundraising | 3,871,719 | - | - | 3,871,719 |
| | <u>6,130,762</u> | <u>-</u> | <u>(98,482)</u> | <u>6,032,280</u> |
| | <u>16,666,452</u> | <u>1,471,181</u> | <u>(223,482)</u> | <u>17,914,151</u> |
| Change in net assets before other item | 2,663,513 | 323,414 | - | 2,986,927 |
| OTHER ITEM | | | | |
| Extinguishment of debt | 2,006,800 | - | - | 2,006,800 |
| Change in net assets without donor restrictions | 4,670,313 | 323,414 | - | 4,993,727 |
| SUPPORT AND REVENUE, WITH DONOR RESTRICTIONS | | | | |
| Contributions | 2,137,921 | 1,100,000 | - | 3,237,921 |
| Net assets released from donor restrictions | (1,771,121) | (466,986) | - | (2,238,107) |
| Change in net assets with donor restrictions | 366,800 | 633,014 | - | 999,814 |
| CHANGE IN NET ASSETS | <u>\$ 5,037,113</u> | <u>\$ 956,428</u> | <u>\$ -</u> | <u>\$ 5,993,541</u> |

**FOOD & WATER WATCH
FOOD & WATER ACTION FUND**

**COMBINING SCHEDULE OF CHANGE IN NET ASSETS
FOR THE YEAR ENDED DECEMBER 31, 2021**

| | <u>FWW</u> | <u>FWAF</u> | <u>Total</u> |
|---|-----------------------------|---------------------------|-----------------------------|
| NET ASSETS (DEFICIT) WITHOUT DONOR RESTRICTIONS | | | |
| Net assets (deficit) at beginning of year | \$ 8,517,088 | \$ (353,241) | \$ 8,163,847 |
| Change in net assets (deficit) without donor restrictions | <u>4,670,313</u> | <u>323,414</u> | <u>4,993,727</u> |
| TOTAL NET ASSETS (DEFICIT) WITHOUT DONOR RESTRICTIONS AT END OF YEAR | <u>\$ 13,187,401</u> | <u>\$ (29,827)</u> | <u>\$ 13,157,574</u> |
| NET ASSETS WITH DONOR RESTRICTIONS | | | |
| Net assets at beginning of year | \$ 131,250 | \$ - | \$ 131,250 |
| Change in net assets with donor restrictions | <u>366,800</u> | <u>633,014</u> | <u>999,814</u> |
| TOTAL NET ASSETS WITH DONOR RESTRICTIONS AT END OF YEAR | <u>\$ 498,050</u> | <u>\$ 633,014</u> | <u>\$ 1,131,064</u> |
| TOTAL NET ASSETS | <u>\$ 13,685,451</u> | <u>\$ 603,187</u> | <u>\$ 14,288,638</u> |